

# LONG-TERM EXPERIENCE WITH ERENUMAB, GALCANEZUMAB AND FREMANEZUMAB IN THE TREATMENT OF CHRONIC MIGRAINE

Betancor García I,<sup>1</sup> Cantarelli L,<sup>1</sup> Peña Ogáyar A,<sup>1</sup> Martínez-Pinna Fernández-Criado M,<sup>1</sup> Bethencourt Barbuzano E,<sup>1</sup>  
Nazco Casariego GJ,<sup>1</sup> Gutiérrez Nicolás F<sup>1,2</sup>  
1.Hospital Universitario de Canarias; 2.Instituto de Investigación Sanitaria de Canarias (IISC)

## Background and Importance

Monoclonal antibodies targeting the calcitonin gene-related peptide (anti-CGRP) — erenumab (ERE), galcanezumab (GAL), and fremanezumab (FRE) — have shown clinical effectiveness in the treatment of chronic migraine (CM). However, long-term evidence remains limited.

## Aim and objectives



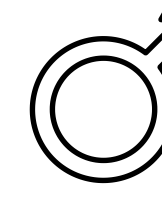
To evaluate the two-year effectiveness of anti-CGRP antibodies in patients with chronic migraine.

## Materials and Methods

- Retrospective study (2020-2023)
- Patients diagnosed with CM who started treatment  $\geq 2$  years prior.
- Effectiveness was assessed by changes in migraine headache days (MHD) and the number of days requiring specific symptomatic medication (ME). Data were recorded at baseline (week 0) and after 96 weeks of treatment. Responders were defined as those achieving a  $\geq 50\%$  reduction in MHD by week 96.

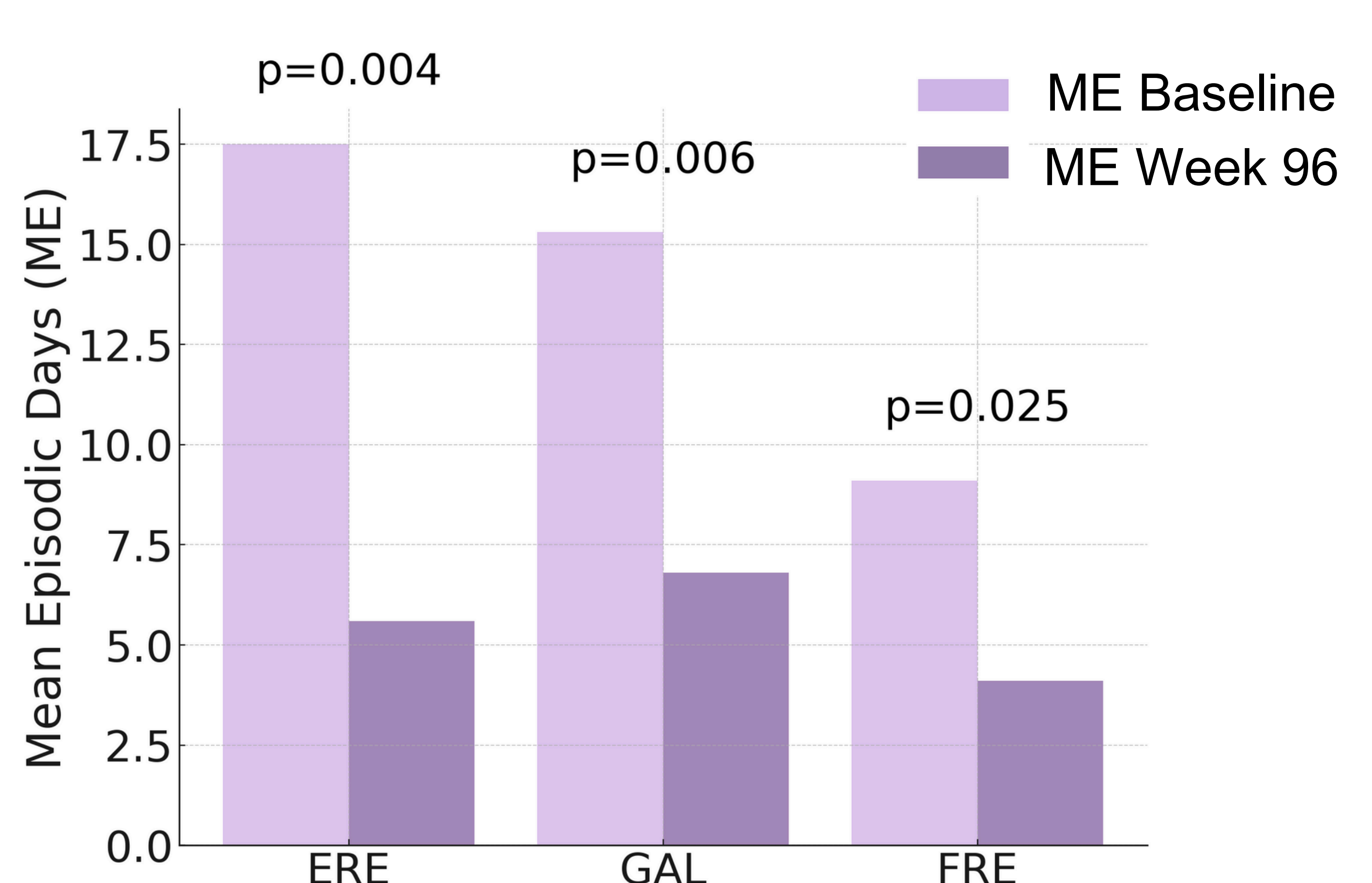
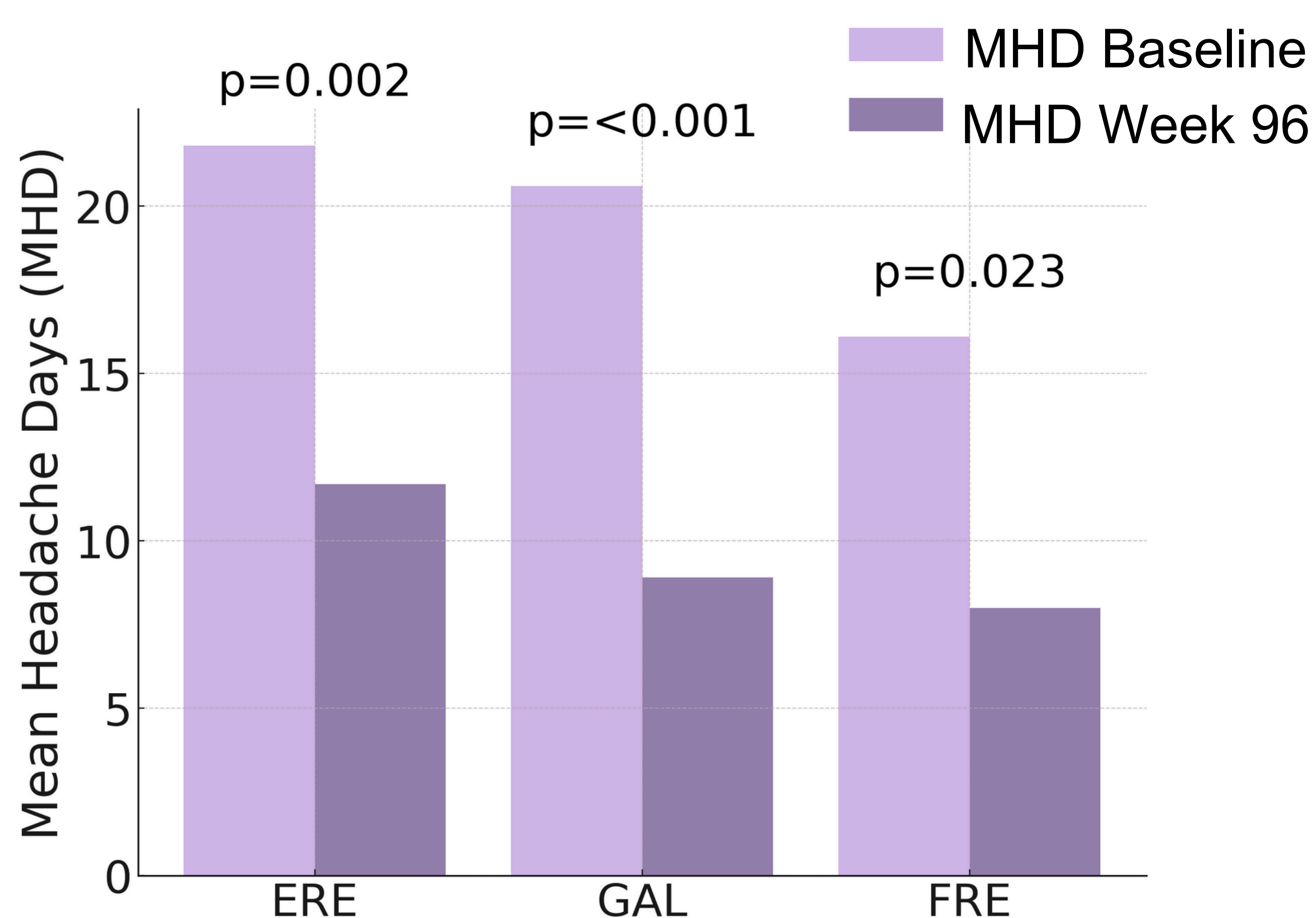
## Results

Patients distribution at baseline and week 96 across treatment groups:

 110 patients  
Mean age 47.4 years [27-66]  
 88.2%  11.8%

	TOTAL	ERE	FRE	GAL
Baseline	110	48	20	42
Week 96	60	22	14	24

The mean number of failed preventive treatments was 7.3.



A  $\geq 50\%$  reduction in MHD was achieved by 52.9%, 75%, and 41.7% of patients on ERE, GAL, and FRE, respectively.

## Conclusion and Relevance

Our findings demonstrate the long-term effectiveness of anti-CGRP antibodies in chronic migraine treatment. Further prospective studies with larger sample sizes are needed to confirm these results.

