

## EAHP Statements of Hospital Pharmacy 2015-16 Survey Results (by question)

This tab enables the user to look at all of the results for a single question from the survey for every country. Select a question from the dropdown box below to see every country's results for that question.

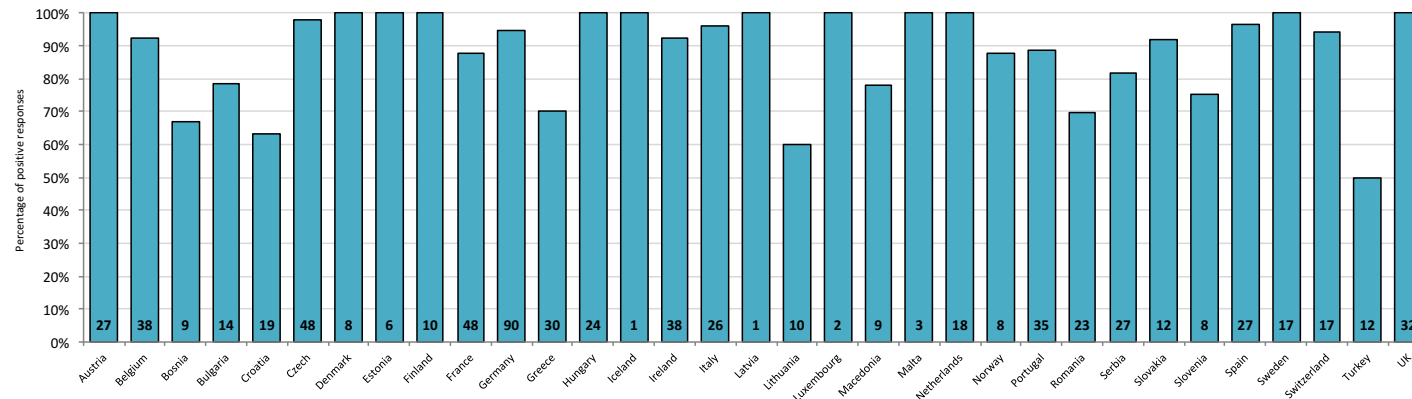
Pick a question

S26 - The pharmacy in our hospital takes responsibility for all medicines logistics, including for investigational medicines



### S26 - The pharmacy in our hospital takes responsibility for all medicines logistics, including for investigational medicines

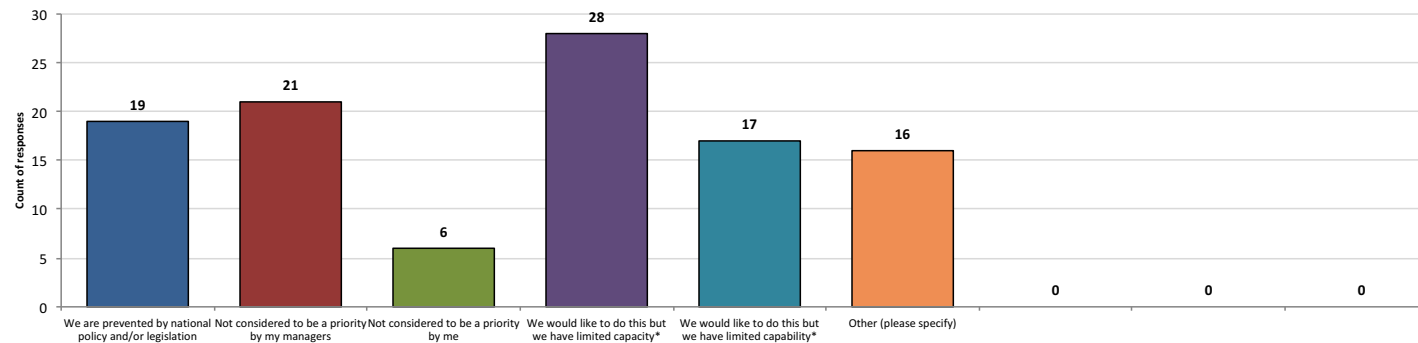
**Fig1. Percentage of respondents who indicated they did not have difficulty complying with the statement (positive responses)**



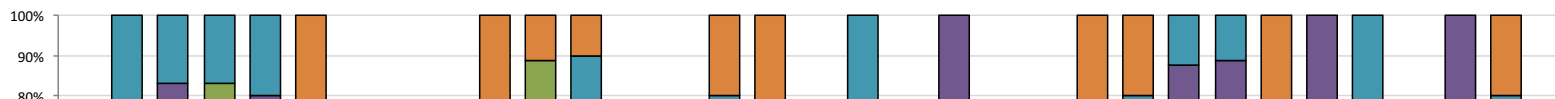
Total responses per country are displayed at the bottom of each bar.

If a respondent gave a negative response to the question posed in Figure 1, they were asked what is the cause of difficulty in complying with the statement. The results of these follow up questions can be seen in Figures 2 and 3 (overall results and results broken down by country respectively).

**Fig2. What is preventing this? (results for all countries overall)**

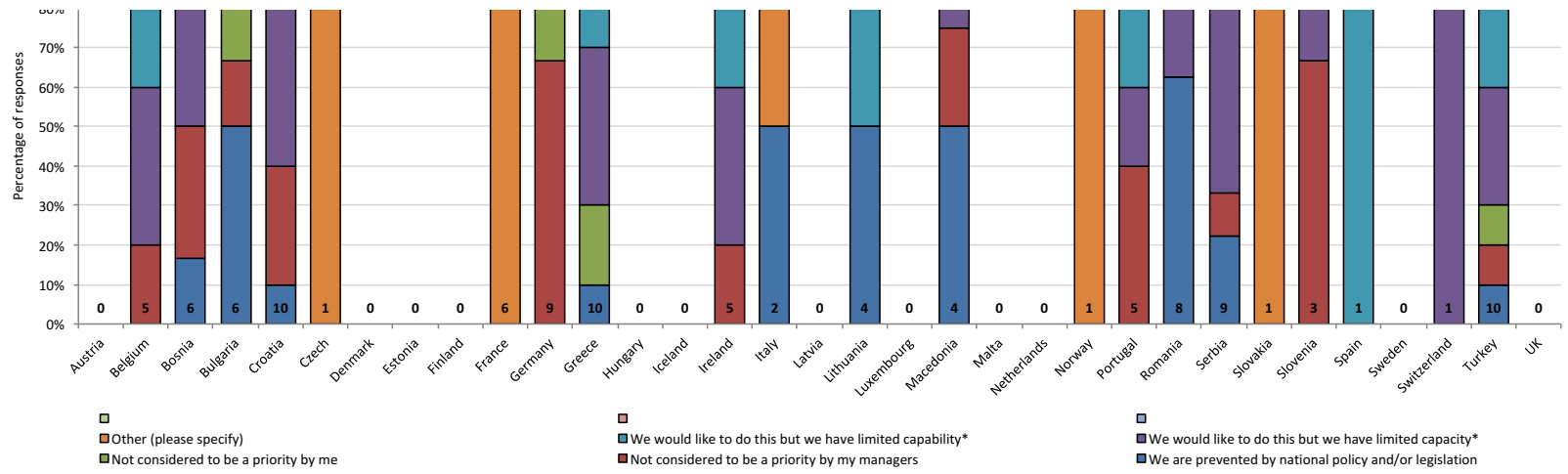


**Fig3. What is preventing this? (results broken down by country)**



**Table 1: Results for question S26**

Country	Percentage of positive responses	Total Responses
Austria	100%	27
Belgium	92%	38
Bosnia	67%	9
Bulgaria	79%	14
Croatia	63%	19
Czech	98%	48
Denmark	100%	8
Estonia	100%	6
Finland	100%	10
France	88%	48
Germany	94%	90
Greece	70%	30
Hungary	100%	24
Iceland	100%	1
Ireland	92%	38
Italy	96%	26
Latvia	100%	1
Lithuania	60%	10
Luxembourg	100%	2
Macedonia	78%	9
Malta	100%	3
Netherlands	100%	18
Norway	88%	8
Portugal	89%	35
Romania	70%	23
Serbia	81%	27
Slovakia	92%	12
Slovenia	75%	8
Spain	96%	27
Sweden	100%	17
Switzerland	94%	17
Turkey	50%	12
UK	100%	32



Total responses per country are displayed at the bottom of each bar.