

PP-049

T. Catalot, A. Guedon, W. Farhat, A. Savry, L. Gauthier-Villano, B. Pourroy, P. Bertault-Peres
Oncopharma, Hôpital de La Timone, 264 Rue Saint-Pierre, 13385 Marseille, France

**L01 -
Cytostatics**

Objective :

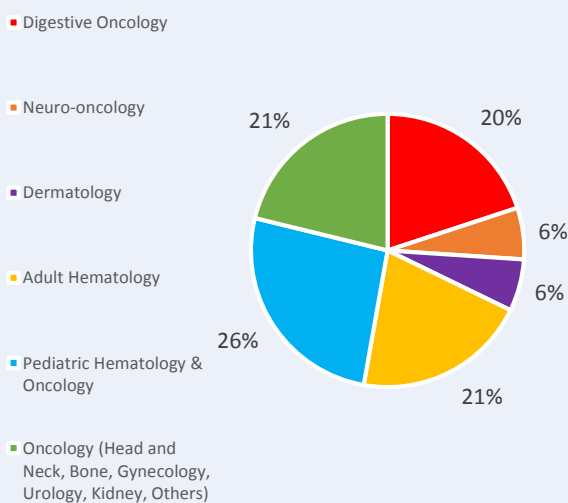
- To **evaluate** retrospectively Immunotherapy (IT) arrival impact in dermatology
 - To **grasp** IT arrival impact in bladder and head and neck (HN) cancer
- } on our pharmaceutical production flow

Material and Methods :

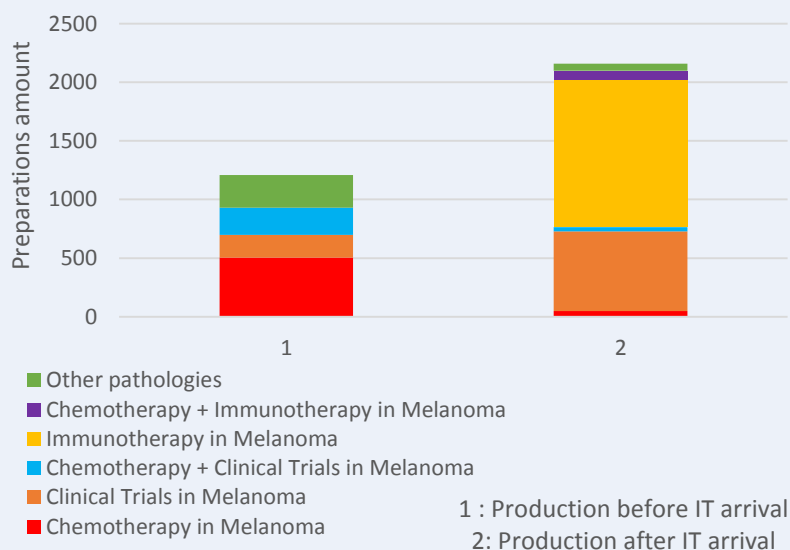
- Real-life datas are extracted from our prescription software **Chimio®**.
- Production flow in melanoma : **retrospective** assessment on **1 year** compared to an assessment conducted before IT arrival
- Production flow in bladder and HN cancers : **prospective** study on **1 year**
 - we inventoried preparations used in second line in metastatic cancers
 - we predicted IT production for nivolumab and pembrolizumab according to their administration schemes

Results :

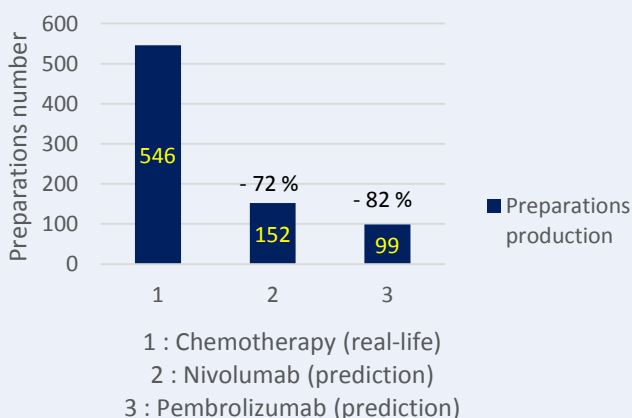
Global production in function of oncology specialties (40 000 preparations a year)



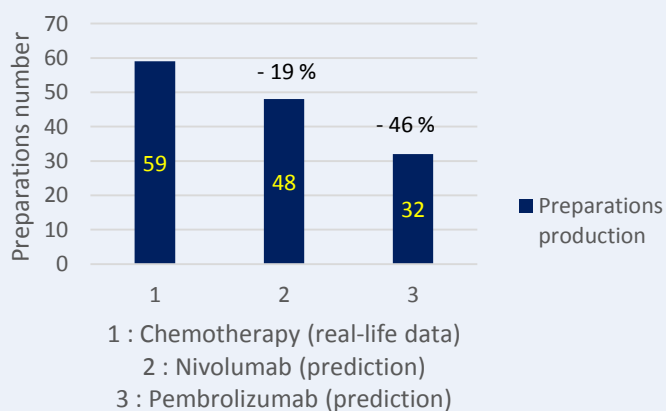
Anticancer-drug Production in Dermatology before and after IT arrival



Projection of production with IT arrival in HN cancers



Projection of production with IT arrival in bladder cancers



Conclusion

Global production increased with IT arrival in dermatology. The production frequencies decrease with IT but the survival time increases. It may explained this rise.

Global production decreases in HN and bladder cancers, according to our prediction. But **it doesn't take into account survival time** improvement due to IT. Considering dermatology experience, we can suppose that survival time in HN and bladder cancers will increase and global production will grow consequently. It may represent around **3000 additional preparations per year (+ 7,5 %)**.

Further studies (including atezolizumab or other IT in lung and renal cancers) need to be conducted to assess this impact on a global production in a chemotherapy production units.