

Ruiz Gómez A, García Molina OM, Sáez Garrido M, Laorden Carrasco A, Cano Molina JA, Díaz Ramón M, Golnabi Dowlatshahi F, González Lozano E.

Abstract number: 5PSQ-120

Hospital Clínico Universitario Virgen de la Arrixaca

ATC code: A02 - Drugs for acid related disorders

BACKGROUND AND IMPORTANCE

The use of proton pump inhibitors (PPIs) has increased considerably in recent years, probably due to their prescription in unjustified clinical situations or their prolonged maintenance without prescription revision, which can expose the patient to adverse effects.

AIM AND OBJECTIVES

To determine the prevalence of PPIs prescriptions without a clear indication in elderly patients institutionalized in a geriatric healthcare center (GHC) that would require their deprescription assessment, as well as to quantify the prevalence of fractures in these patients.

MATERIALS AND METHODS

Observational, descriptive and cross-sectional study, which included all institutionalized patients in a GHC associated with a tertiary hospital in May 2020.

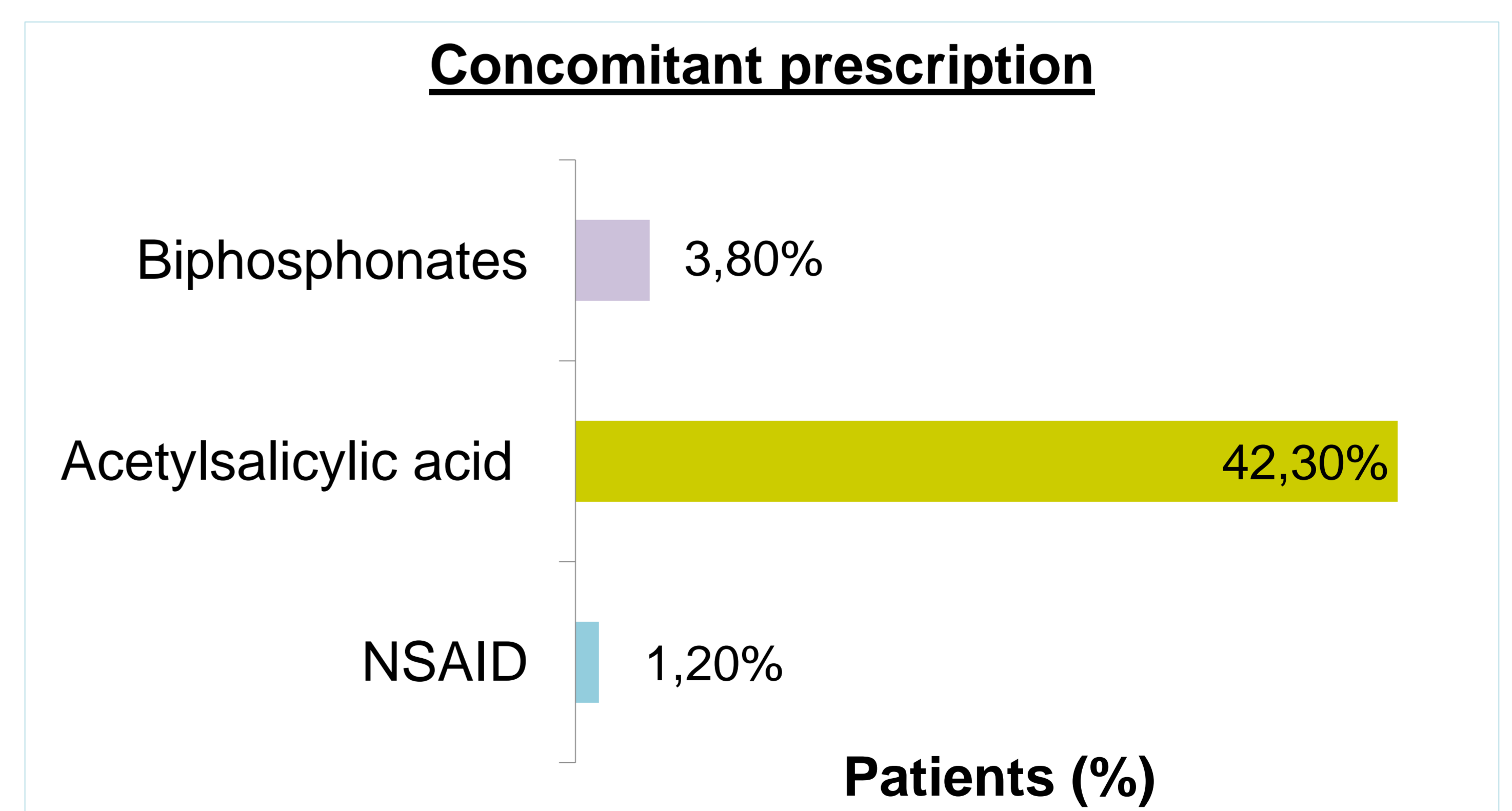
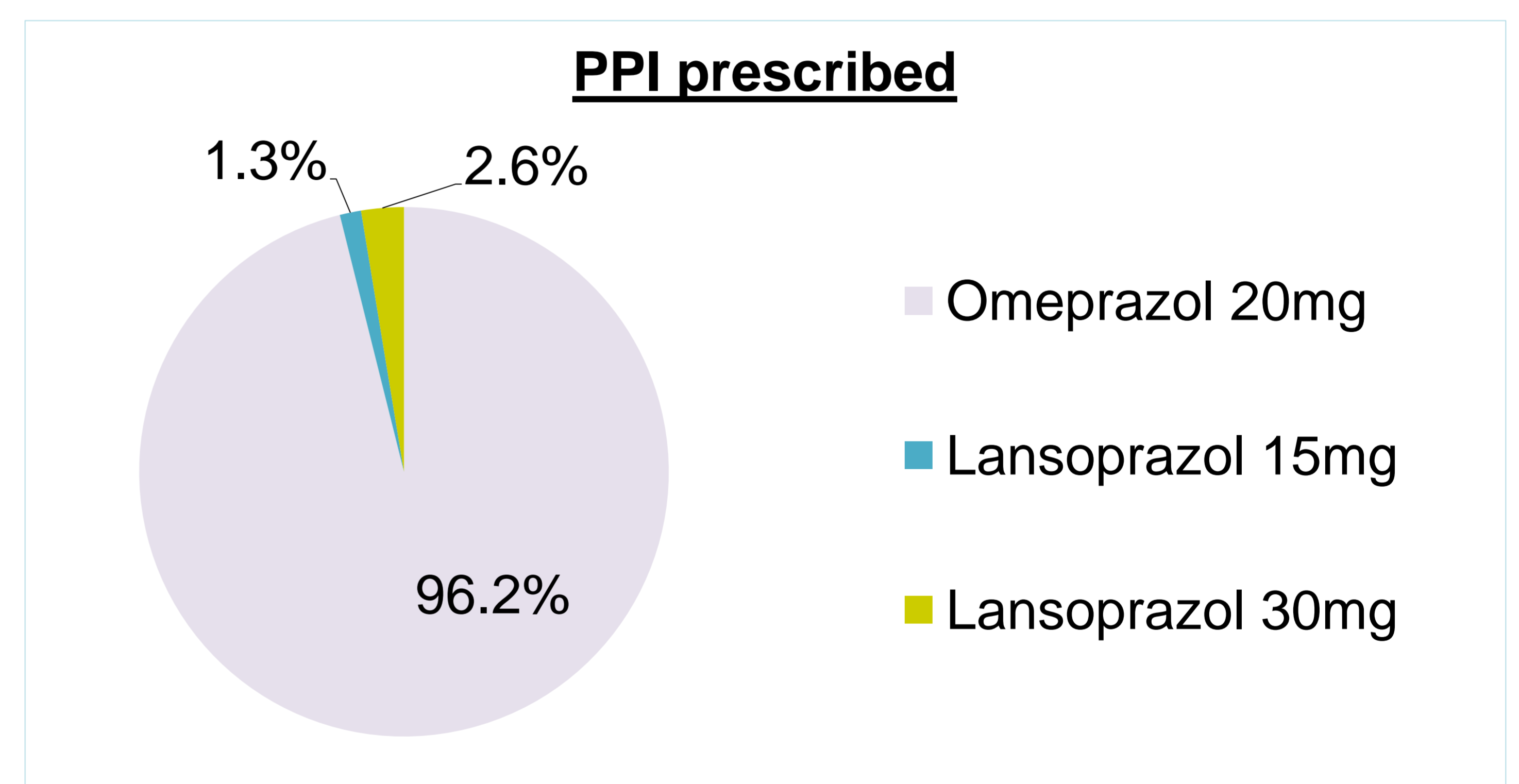
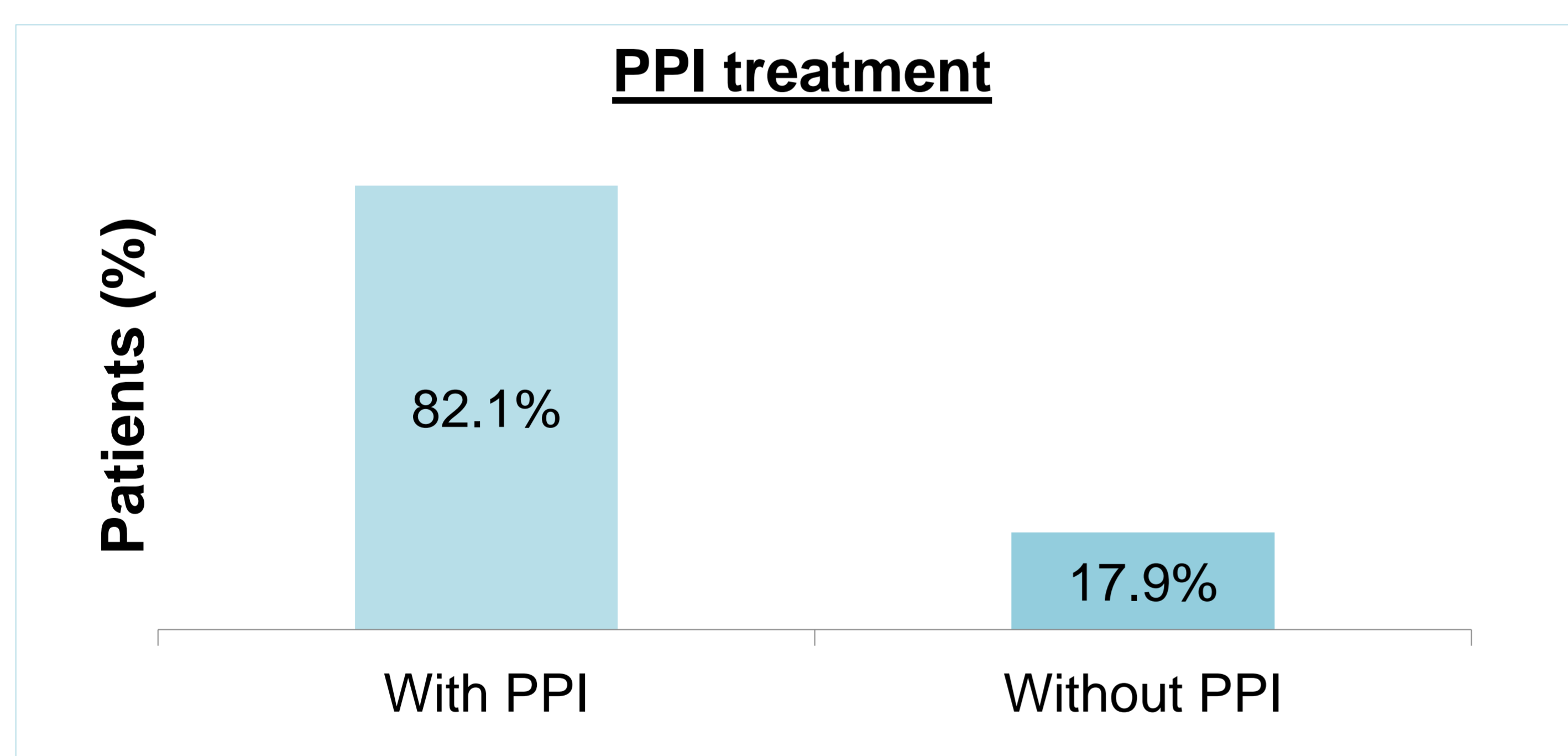
Suitable indications for a PPI were those included in the label.

Variables collected:

- Sex
- Age
- PPI prescription
- Indication
- Duration of PPI treatment
- Number of drugs prescribed
- Concomitant prescription of gastrolesive drug and bisphosphonates
- History of upper gastrointestinal bleeding, gastroduodenal ulcer or fracture

RESULTS

- 120-bed residence: 95 patients (73.7% women).
- Mean age: 82.3 ± 8.3 years.
- Mean number of drugs prescribed per patient: 8.3 ± 5 .



Clear indication according to label: **51.3%**

Treatment with PPIs for more than a year: **At least 41%**

Prevalence of patients with PPI treatment and history of fracture: **48.7%**

CONCLUSION AND RELEVANCE

- There is a high prevalence of patients without a clear indication for the prescription of PPIs in GHC.
- This makes it necessary to review the treatments to assess a possible deprescription of these drugs. In addition, their administration could be related to an increased risk of fractures, due to its high prevalence