


ANALYSIS OF THE DURATION AND COMPLICATIONS ASSOCIATED WITH PERIPHERAL PARENTERAL NUTRITION: A COHORT STUDY.

Suárez Casillas P¹, Ciudad-Gutiérrez P², López-Feijoo M³, Rodríguez de Francisco L⁴, Órpez-Ramírez A⁵.
Hospital Pharmacy Service. Virgen del Rocio Hospital. Seville

BACKGROUND AND IMPORTANCE



Peripheral parenteral nutrition (PPN) is a widely-used and complex intravenous formulation with certain singularities. According to the European and the American Societies of Parenteral and Enteral Nutrition (ESPEN and ASPEN), an appropriate duration of PPN (7-10 days) is related to a lower number of complications such as catheter infections or metabolic imbalances.

MATERIAL AND METHODS




A retrospective observational cohort study was conducted in adult patients hospitalised in the Digestive Service who received PPN between 1 January 2021 and 15 September 2022.

The following variables were collected: demographic data (sex and age), underlying disease, duration of PPN administration reason for discontinuation and PPN-associated complications.

Data were obtained from digital medical records and parenteral nutrition software (KABISOFT).

CONCLUSION AND RELEVANCE



Most patients in our cohort received PPN for the duration recommended by international guidelines. In addition, a higher incidence of phlebitis was observed in those patients who continued PPN for more than 5 days.

AIM AND OBJECTIVES



To assess whether a longer duration of PPNs is related to an increase in associated complications.

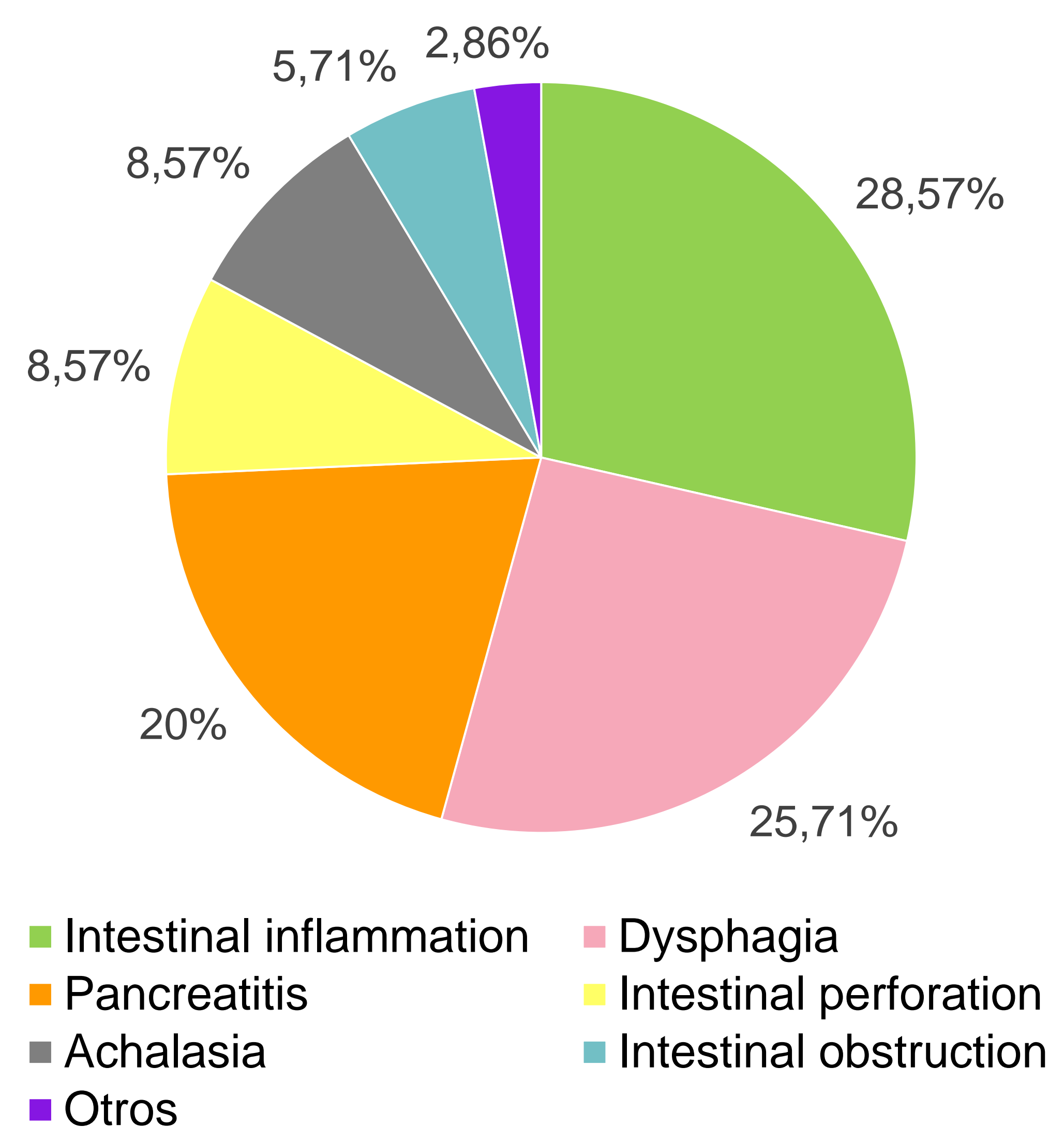
RESULTS



A total of 35 patients (34.29% female) with a mean age of 56.06 years \pm 18.44 were included.

The mean number of days with PPN was 4.43 \pm 2.70, and only 1 patient received PPN for more than 10 days.

The patients recruited had the following underlying diseases



Of the total number of patients (n=35), the following PPN-associated complications were recorded: phlebitis (n=14, 40%), affecting up to 60% of users with PPN for more than 5 days, and extravasation, which was reported in 9 patients (28,57%).



Abstract Number:
5PSQ-072
paloma.suarez.sspa@juntadeandalucia.es

