

L. GARCÍA BASAS, C. VARON-GALCERA, P. GARCIA ORTEGA, E. SERRAMONTMANY MORANTE, S. GIMENEZ GINER, M. CARRERES PRIETO, P. ROVIRA TORRES, I. CIDONCHA MUÑOZ, M.Q. GORGAS TORNER.
Hospital Universitario Vall d'Hebron, Pharmacy - Vall d'Hebron Instituto de Oncología VHIO, Barcelona, Spain.

BACKGROUND AND IMPORTANCE

The pharmacist's role in the health care for patients participating in clinical trials (CTs) goes beyond telling them how to take the medication at the start of treatment.

Oncohaematological CT protocols are very complex and compliance with all their requirements is essential.

Patients always have available a pharmacy direct phone and an email in order to make it easier to solve any queries they may have

AIM AND OBJECTIVES

To evaluate all pharmaceutical care queries addressed to the pharmacist team in a CTs unit.

MATERIALS AND METHODS

Retrospective study carried out in a tertiary hospital over a 7-months period.

All the consultations were evaluated and classified according to the phase of the CT in which the patient was included, sex, pathology, person who asked, communication media and reason of consulting.

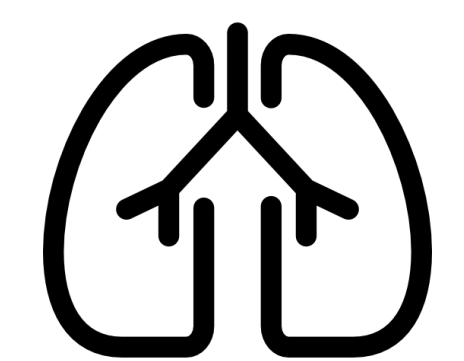
RESULTS

- 596 queries
- 58.9% women
- The number of consultations increased steadily from January to July

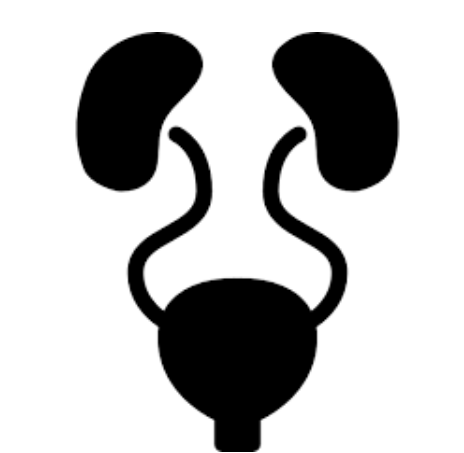
Main pathologies:



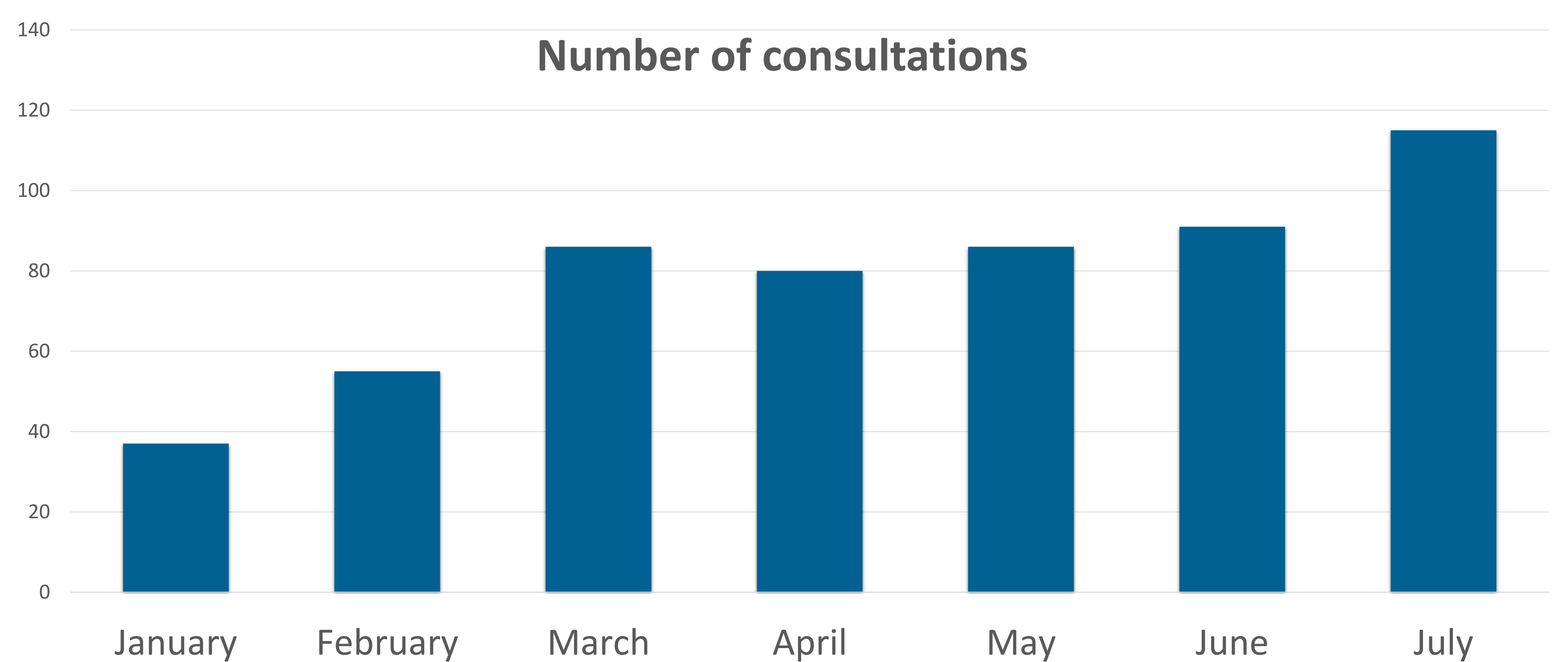
17,4% Breast cancer



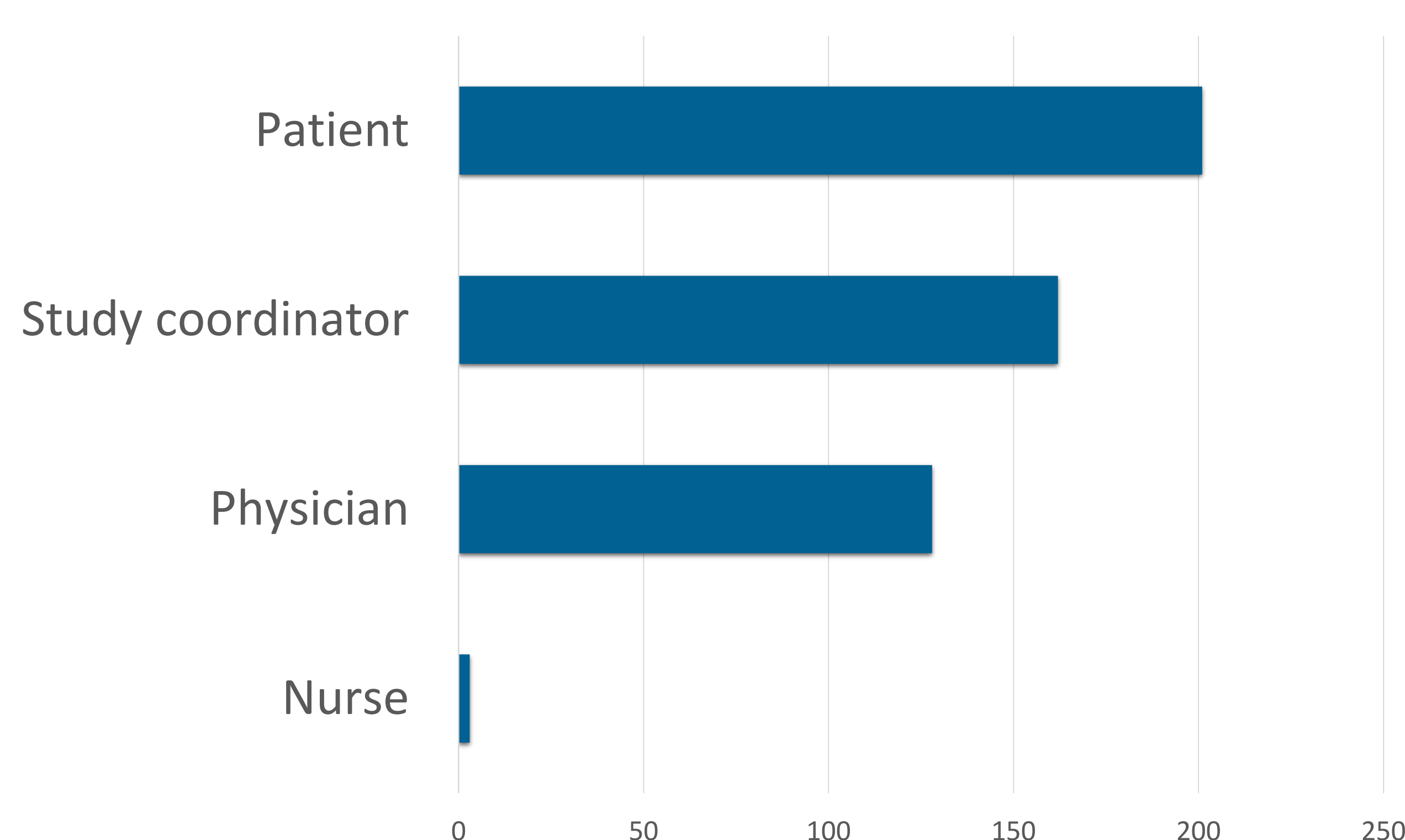
14,1% Lung cancer



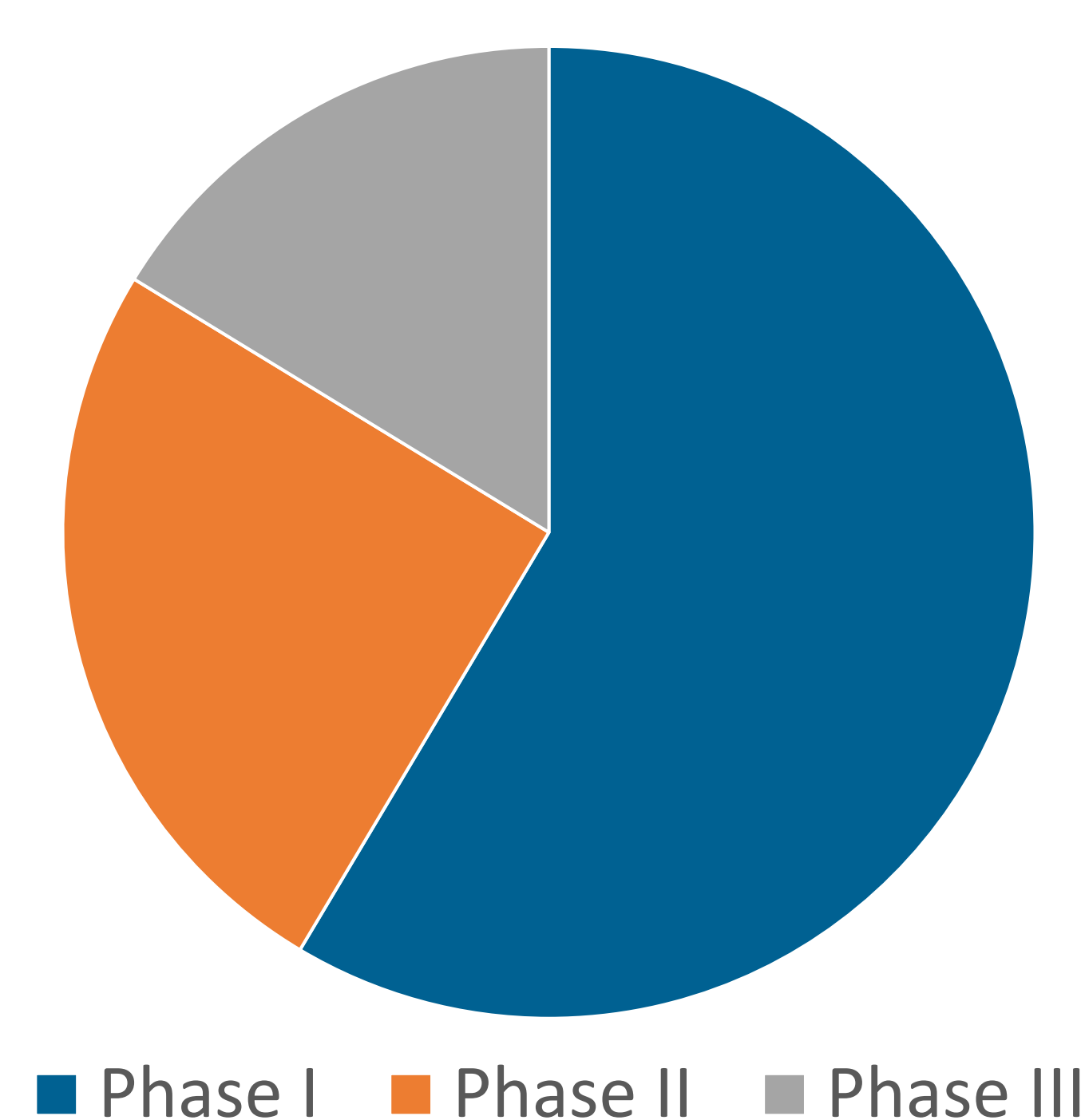
13,8% Genitourinary cancer



Person who asked



Phase of the trial



57,7% of the consultations were received by email



92,5% of the consultations were related to interactions with concomitant therapies

CONCLUSION AND RELEVANCE

Oncohaematological CTs pharmacist receive a huge number of consultations about drug-drug interactions. Both patients and healthcare professionals need to have a quick way to have their consultations solved.

Continuous pharmaceutical attention is vital to ensure the efficacy, safety and controlled use of the investigational drug and to facilitate compliance with CT protocols

ACKNOWLEDGEMENTS

This research has been funded by CaixaResearch Advanced Oncology Research Program supported by Fundació La Caixa (LCF/PR/CE07/50610001).

