

# ANALYSIS OF THE USE OF INTRAVENOUS IRON IN OUTPATIENTS



ANDREA RODRÍGUEZ ESQUÍROZ<sup>1</sup>, NATALIA GLORIA LIZAMA GÓMEZ<sup>1</sup>, ANA GASCÓN VILLACAMPA<sup>1</sup>, MARÍA PÍO ASÍN<sup>1</sup>, LEYRE LORZA GIL<sup>2</sup>, PAMELA MILLACOY AUSTENRRITT<sup>2</sup>, MAITE SAROBE CARRICAS<sup>3</sup>.  
<sup>1</sup>Reina Sofía Hospital, Pharmacy, Tudela, Spain. <sup>2</sup>Reina Sofía Hospital, Haematology, Tudela, Spain <sup>3</sup>University Hospital of Navarre, Pharmacy, Pamplona, Spain.



## BACKGROUND AND IMPORTANCE

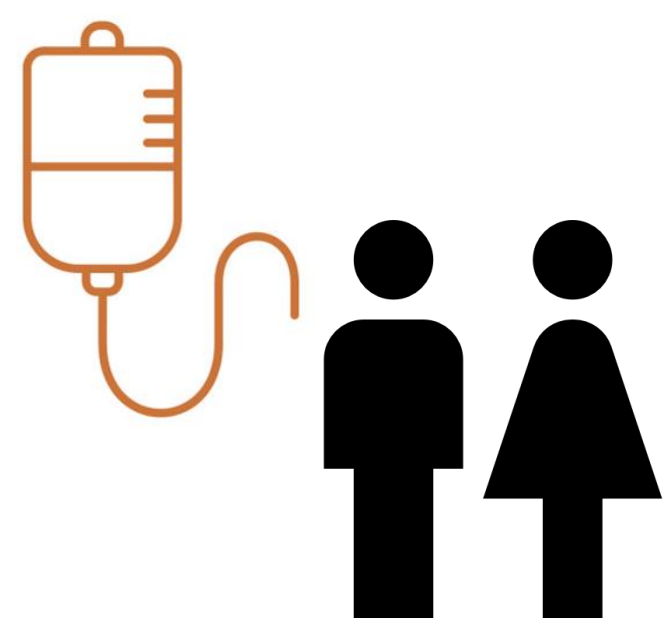
For the last several years, there has been a growing tendency of administering ferric carboxymaltose in hospitals. This study has been carried out due to the fact that intravenous iron treatments require very specific occasions.

## AIM AND OBJECTIVES


Evaluating the amount of ferric carboxymaltose administered to outpatients.

## MATERIAL AND METHODS


### Retrospective, descriptive study



Patients administered with intravenous ferric carboxymaltose  
**January 2022-June 2022**



- Demographic parameters (age and sex)
- Clinics and blood test: administered dose, haemoglobin, iron profile, comorbidities that affect said profile (kidney failure, heart failure, immune-mediated disorders, oncological procedure, infection) and concomitant use of oral iron.



### Indication assessed:

- ✓ Data sheet
- ✓ Cases with discrepancies: revised by the hematologist

### Checked:

- ✓ Control blood test within 3 months
- ✓ Iron overload

## RESULTS

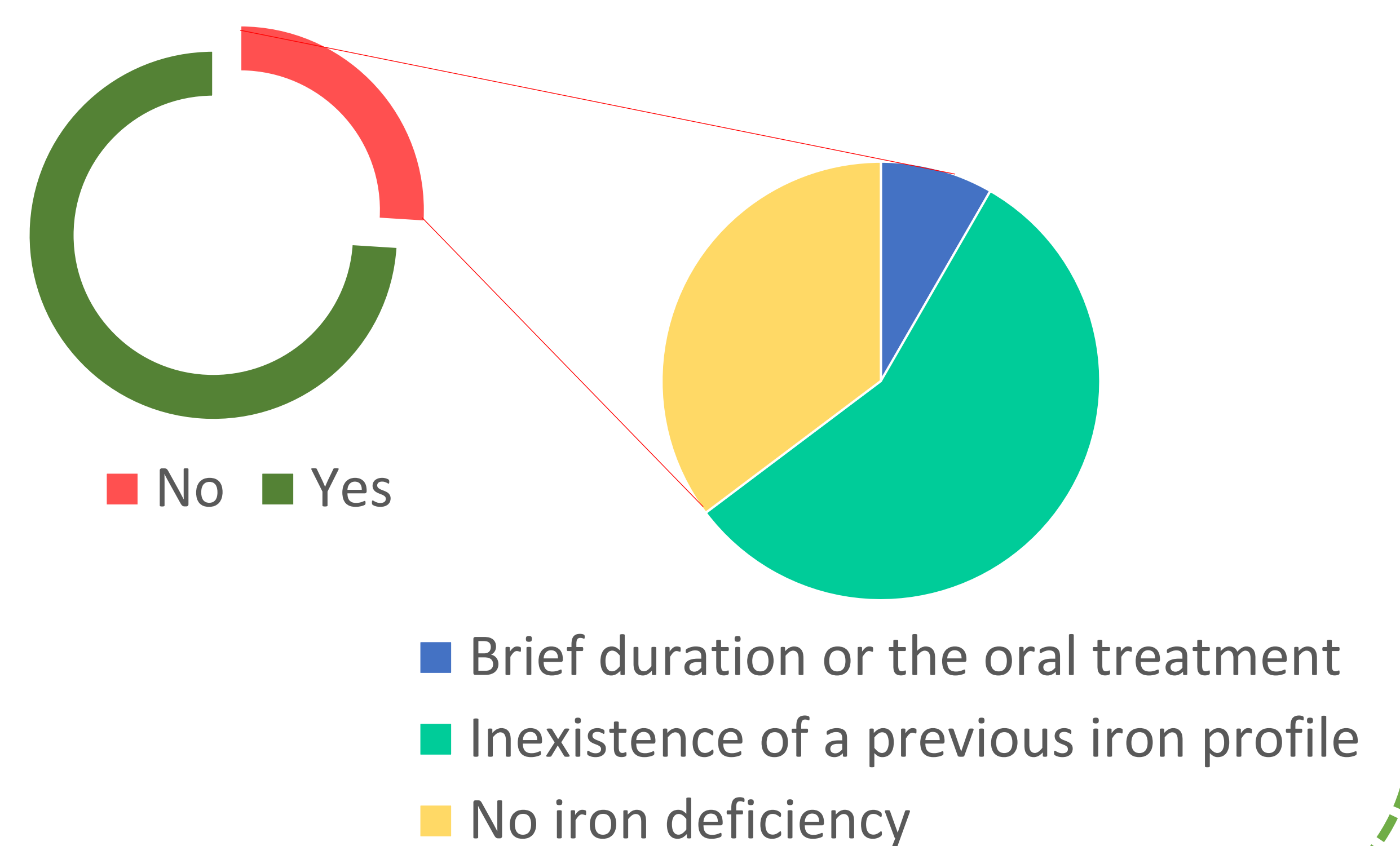


273 patients included  
60% women

Average age:  
63,7±19,03 years old

- 26.4% patients with normal values of haemoglobin
- 79.9% iron profile requested
- 26.4% concomitant oral iron treatment
- 12.1% oral iron treatment afterwards
- 29.7% the treatment's effectiveness was not proven
- 2.2% iron overload after the treatment

### Indicated treatment



## CONCLUSION AND RELEVANCE

This study concluded that a high percentage of patients received intravenous iron treatment when it was not indicated. The main reasons were the lack of an iron profile and the absence of a previous oral iron treatment. An intravenous iron usage protocol should be set in motion in the hospital to ensure its correct use and to carry out a subsequent study to analyse the results after its implementation.



4CPS-121

B03- ANTIANEMIC PREPARATIONS