

4CPS-087 ASSESSMENT OF THE DIRECT ACTING ANTIVIRALS USED TO TREAT THE HEPATITIS C VIRUS GENOTYPE 1 INFECTION IN A TERTIARY HOSPITAL

Villalobos Torres L., Del Río Valencia J.C., Asensi Díez R., Muñoz Castillo I.
 SERVICIO DE FARMACIA HOSPITAL REGIONAL UNIVERSITARIO DE MÁLAGA

BACKGROUND

Hepatitis C is a serious disease with high prevalence, leading the causes of liver transplantation, being genotype-1 the most common and aggressive kind of virus. The development of well tolerated and highly effective combinations of direct acting antivirals (DAAs) for hepatitis C virus (HCV) dramatically has changed the therapeutic landscape.

PURPOSE

Assessing of the effectiveness of sofosbuvir/ledipasvir (SOF/LDV), dasabuvir/paritaprevir/ombitasvir/ritonavir (DSV/PTV+R/OBV), and sofosbuvir/simeprevir (SOF+SIM) used for the treatment of the hepatitis C virus genotype-1 infection..

MATERIAL AND METHODS

- Retrospective and observational study during year 2015.

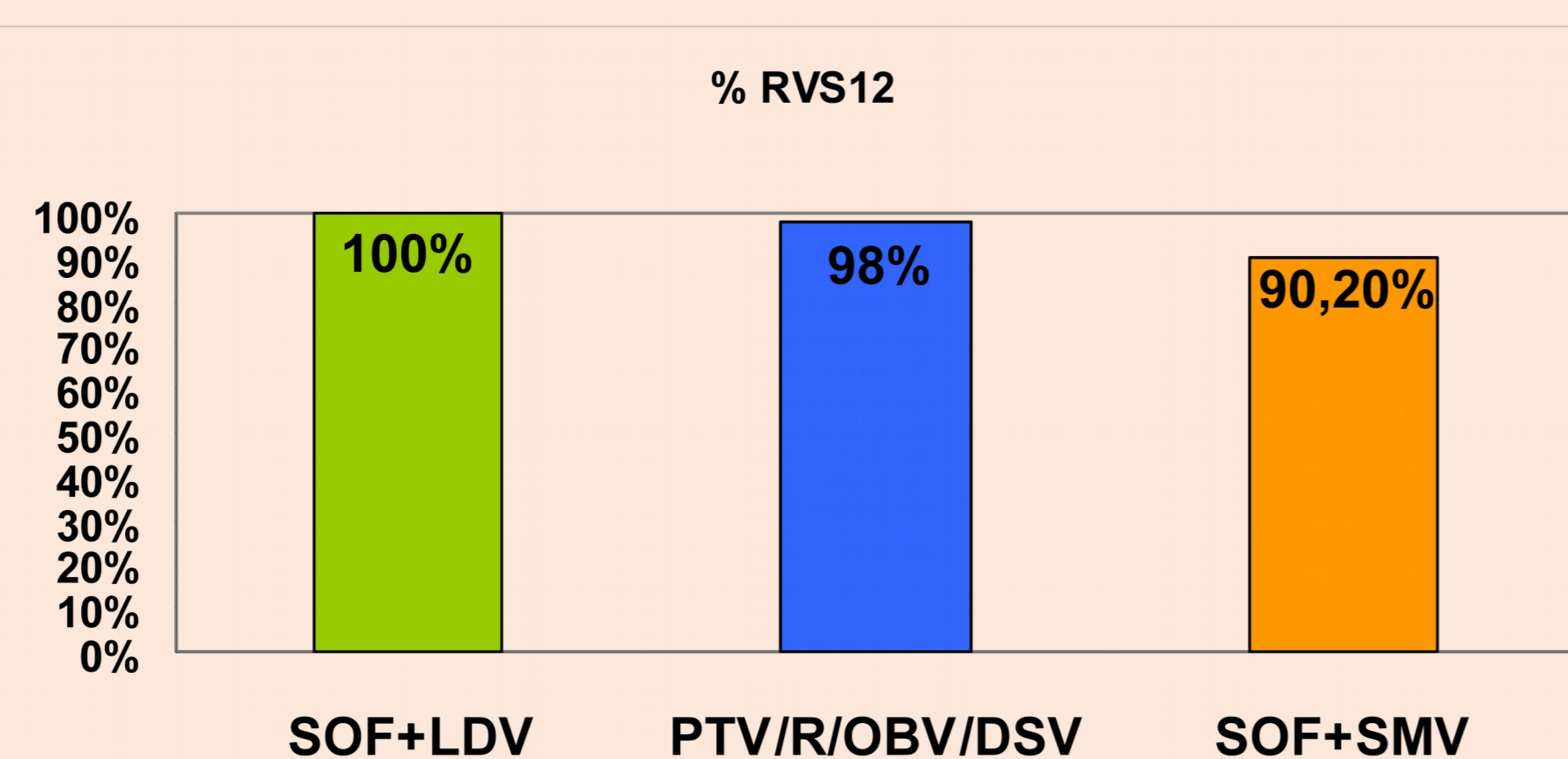
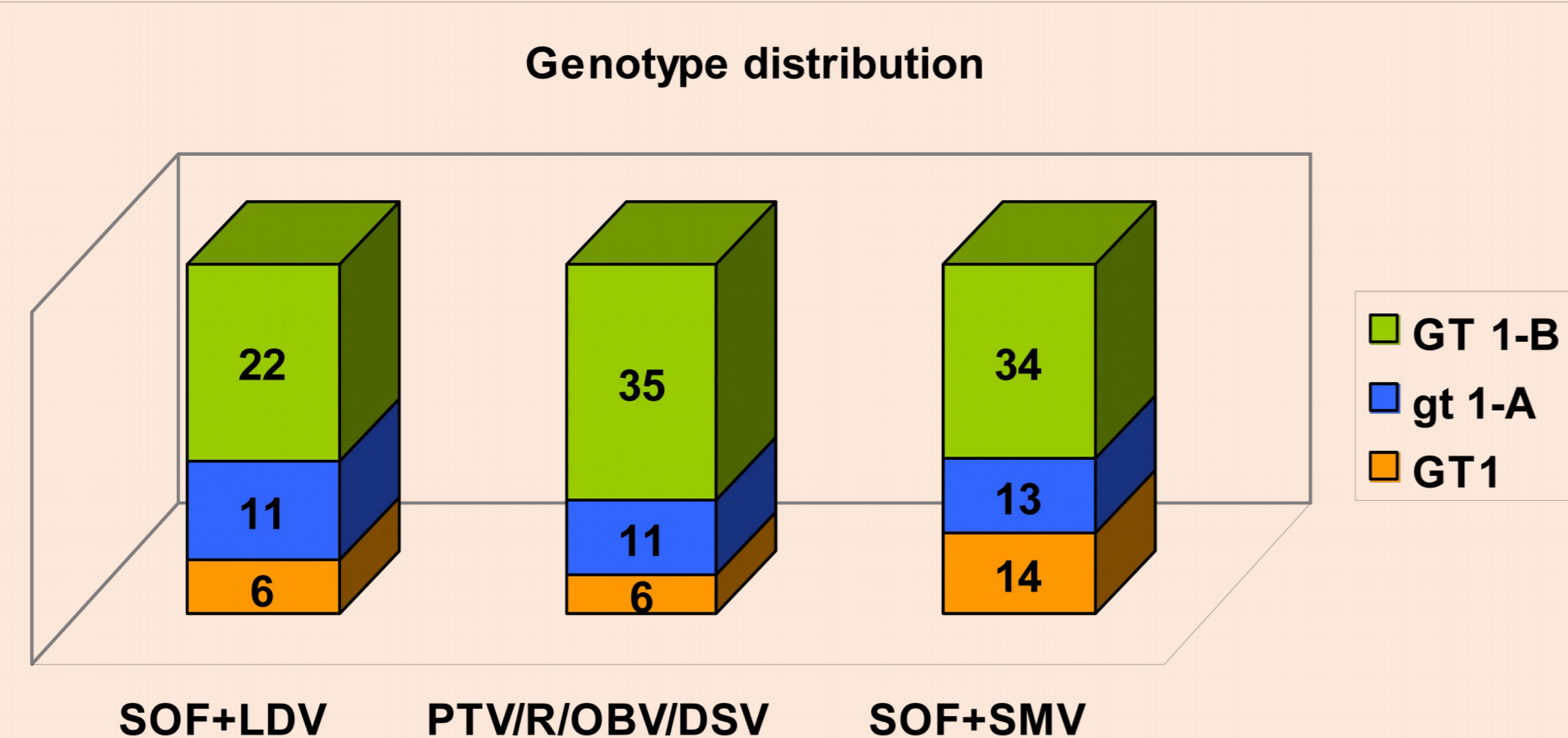
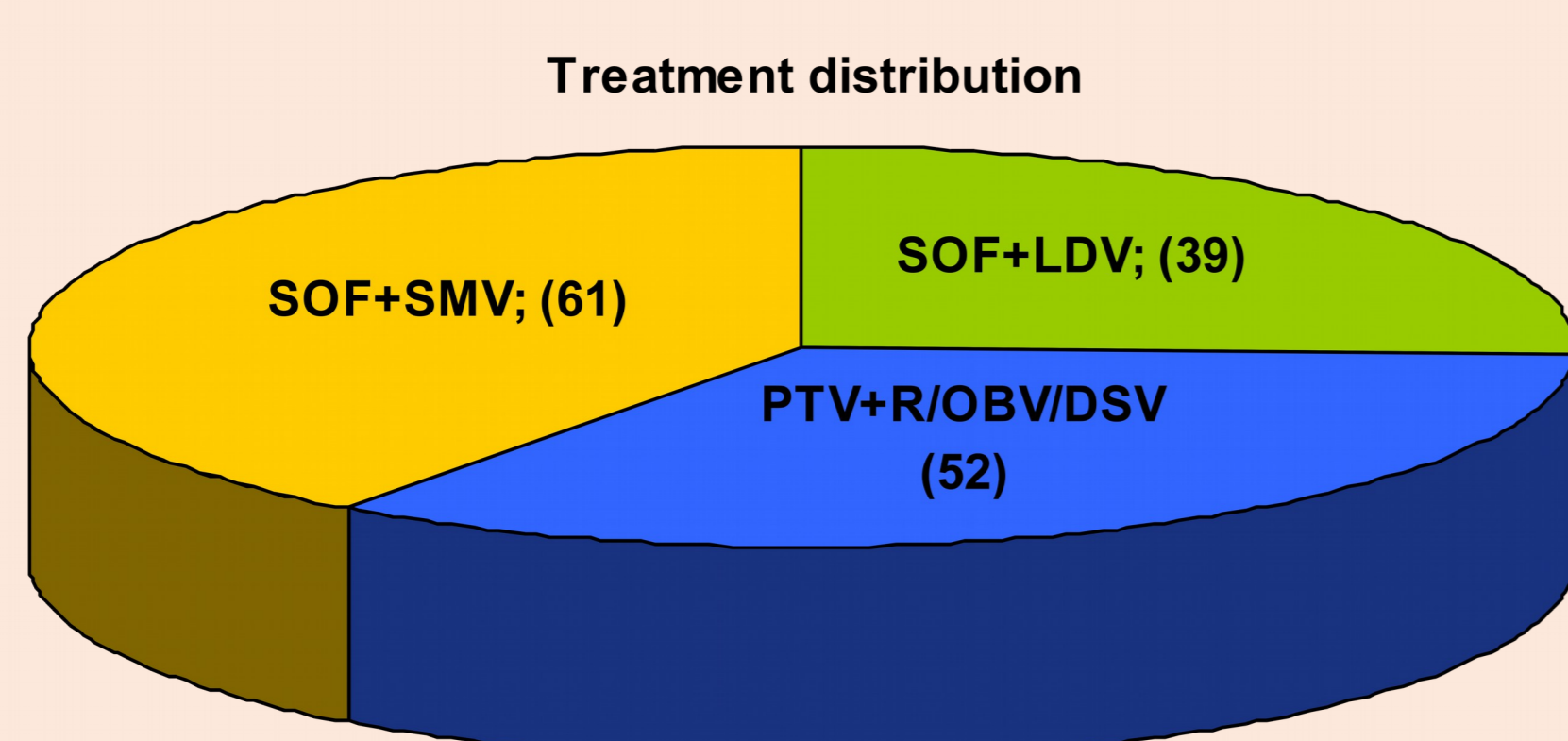
- Inclusion criteria:** Patients with HCV genotype-1 infection treated for 12 weeks either with SOF/LDV or SOF+SIM or (DSV/PTV+R/OBV), during study period.

- Exclusion Criteria:** Patients with no data available, deaths or without clinical adherence

Outcomes collected:

- Demographics: age and sex.
- Clinical data:
 - basal viral load (BVL).
 - SVR at week 12 (SVR12).
 - METAVIR score: F0-F4.
 - Liver transplant.
 - HIV co-infection.
 - previous treatments for HCV.
 - subgenotype

RESULTS



CONCLUSION

The SVR12 rates achieved in this study with the treatments SOF/LDV, SOF/SMV and PTV+R/OBV/DSV match the results obtained in published clinical trials ION-1,2,3; SAPPHIRE 1-2, PEARL 2-3-4, TURQUOISE 2-3; and COSMOS/OPTIMIST; respectively. These results indicating an excellent response to the AADs, and allowing us to see a horizon of eradication of VHC disease.

ACKNOWLEDGEMENTS

No conflict of interest