

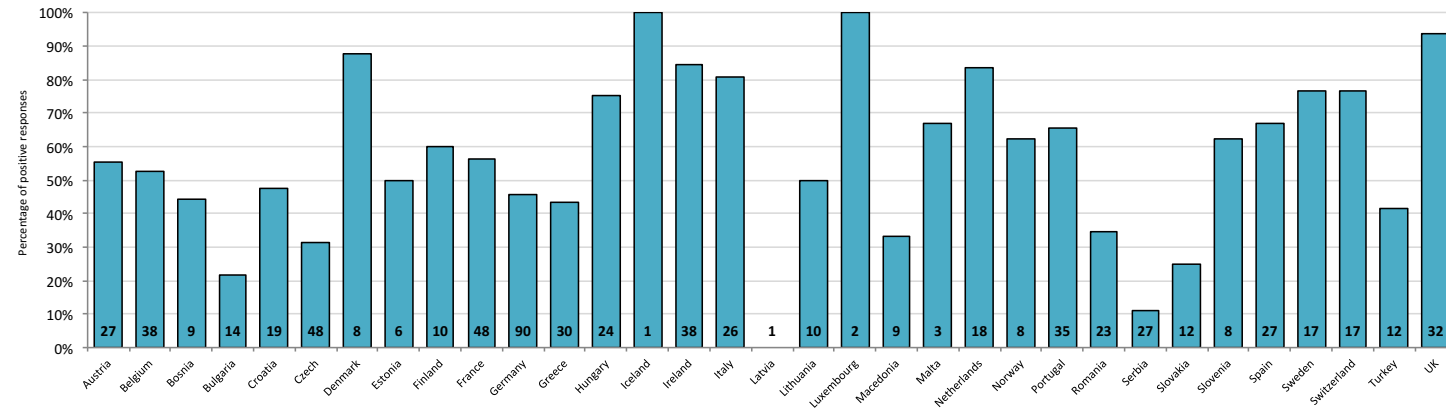
EAHP Statements of Hospital Pharmacy 2015-16 Survey Results (by question)

This tab enables the user to look at all of the results for a single question from the survey for every country. Select a question from the dropdown box below to see every country's results for that question.

Pick a question ▼

S644 - Have you or your pharmacists engaged in development of local/national guidelines?

Fig1. Percentage of respondents who indicated they did not have difficulty complying with the statement (positive responses)



Total responses per country are displayed at the bottom of each bar.

If a respondent gave a negative response to the question posed in Figure 1, they were asked what is the cause of difficulty in complying with the statement.

The results of these follow up questions can be seen in Figures 2 and 3 (overall results and results broken down by country respectively).

Fig2. What is preventing this? (results for all countries overall)

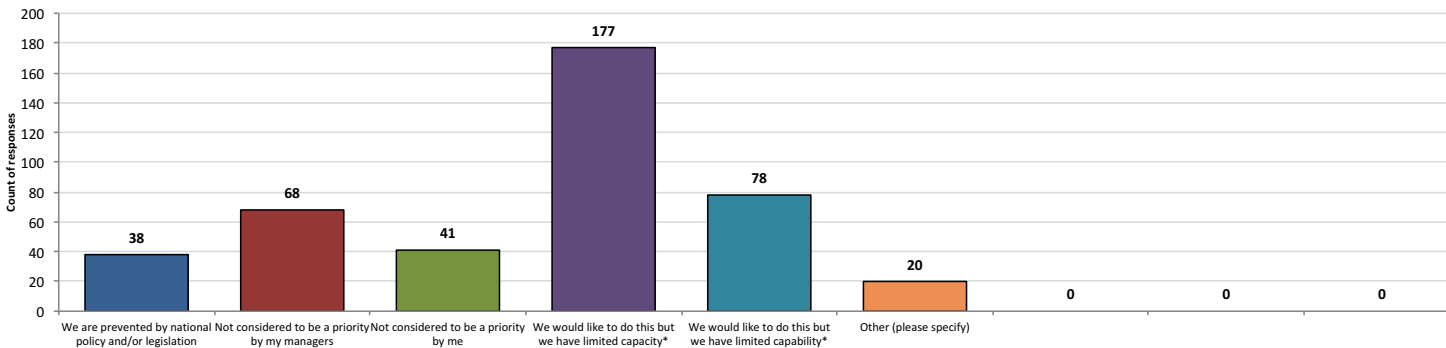


Fig3. What is preventing this? (results broken down by country)

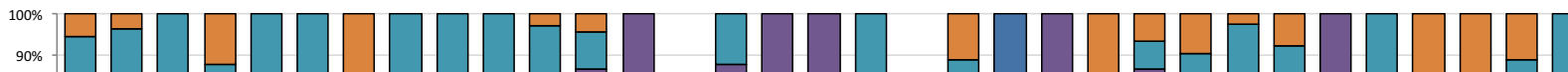
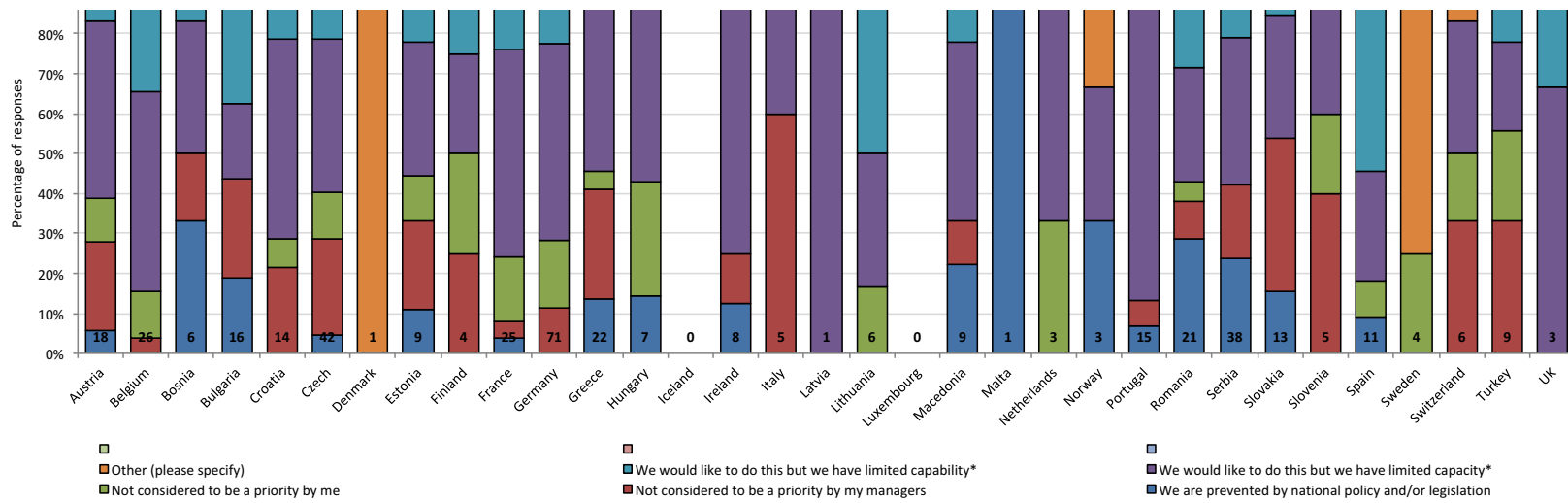


Table 1: Results for question S644

Country	Percentage of positive responses	Total Responses
Austria	56%	27
Belgium	53%	38
Bosnia	44%	9
Bulgaria	21%	14
Croatia	47%	19
Czech	31%	48
Denmark	88%	8
Estonia	50%	6
Finland	60%	10
France	56%	48
Germany	46%	90
Greece	43%	30
Hungary	75%	24
Iceland	100%	1
Ireland	84%	38
Italy	81%	26
Latvia	0%	1
Lithuania	50%	10
Luxembourg	100%	2
Macedonia	33%	9
Malta	67%	3
Netherlands	83%	18
Norway	63%	8
Portugal	66%	35
Romania	35%	23
Serbia	11%	27
Slovakia	25%	12
Slovenia	63%	8
Spain	67%	27
Sweden	76%	17
Switzerland	76%	17
Turkey	42%	12
UK	94%	32



Total responses per country are displayed at the bottom of each bar.