

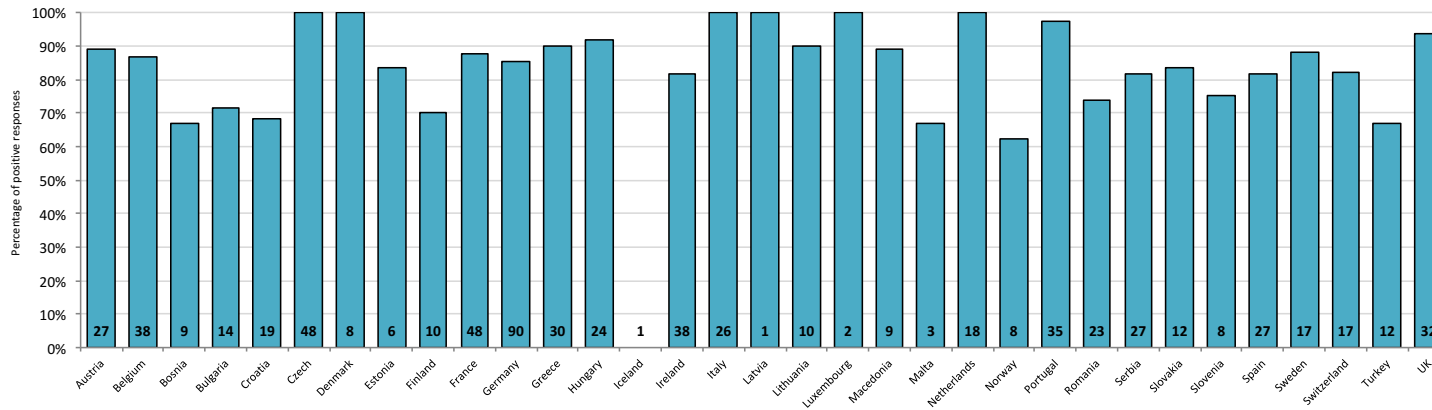
EAHP Statements of Hospital Pharmacy 2015-16 Survey Results (by question)

This tab enables the user to look at all of the results for a single question from the survey for every country. Select a question from the dropdown box below to see every country's results for that question.

Pick a question ▼

S62 - The pharmacists in our hospital are able to demonstrate their competency in performing their roles

Fig1. Percentage of respondents who indicated they did not have difficulty complying with the statement (positive responses)



Total responses per country are displayed at the bottom of each bar.

If a respondent gave a negative response to the question posed in Figure 1, they were asked what is the cause of difficulty in complying with the statement. The results of these follow up questions can be seen in Figures 2 and 3 (overall results and results broken down by country respectively).

Fig2. What is preventing this? (results for all countries overall)

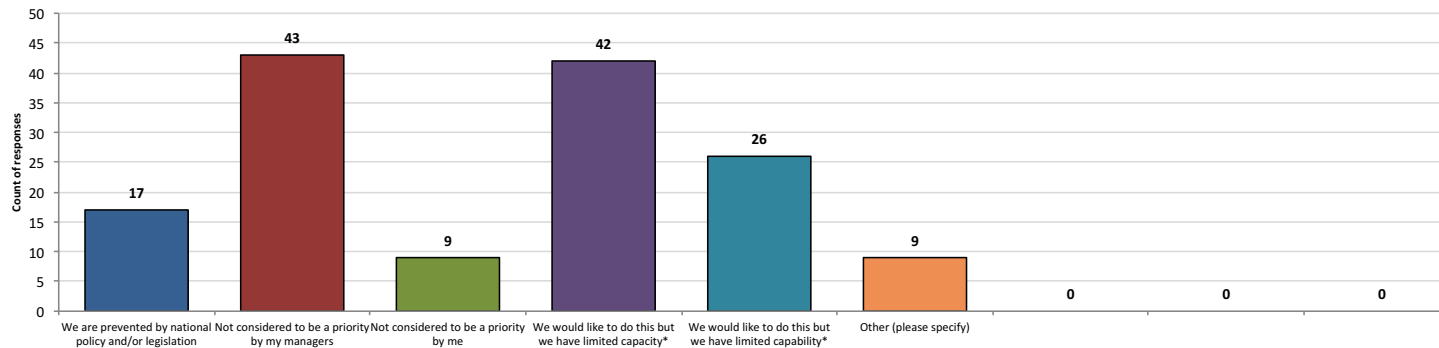
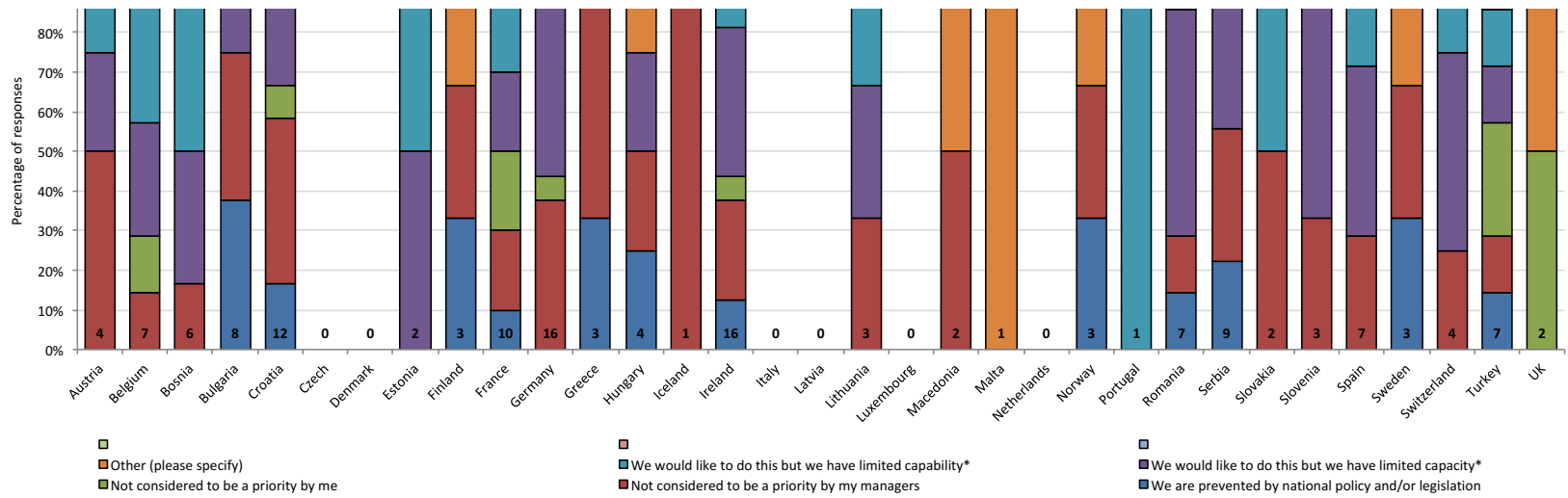


Fig3. What is preventing this? (results broken down by country)



Table 1: Results for question S62

Country	Percentage of positive responses	Total Responses
Austria	89%	27
Belgium	87%	38
Bosnia	67%	9
Bulgaria	71%	14
Croatia	68%	19
Czech	100%	48
Denmark	100%	8
Estonia	83%	6
Finland	70%	10
France	88%	48
Germany	86%	90
Greece	90%	30
Hungary	92%	24
Iceland	0%	1
Ireland	82%	38
Italy	100%	26
Latvia	100%	1
Lithuania	90%	10
Luxembourg	100%	2
Macedonia	89%	9
Malta	67%	3
Netherlands	100%	18
Norway	63%	8
Portugal	97%	35
Romania	74%	23
Serbia	81%	27
Slovakia	83%	12
Slovenia	75%	8
Spain	81%	27
Sweden	88%	17
Switzerland	82%	17
Turkey	67%	12
UK	94%	32



Total responses per country are displayed at the bottom of each bar.