

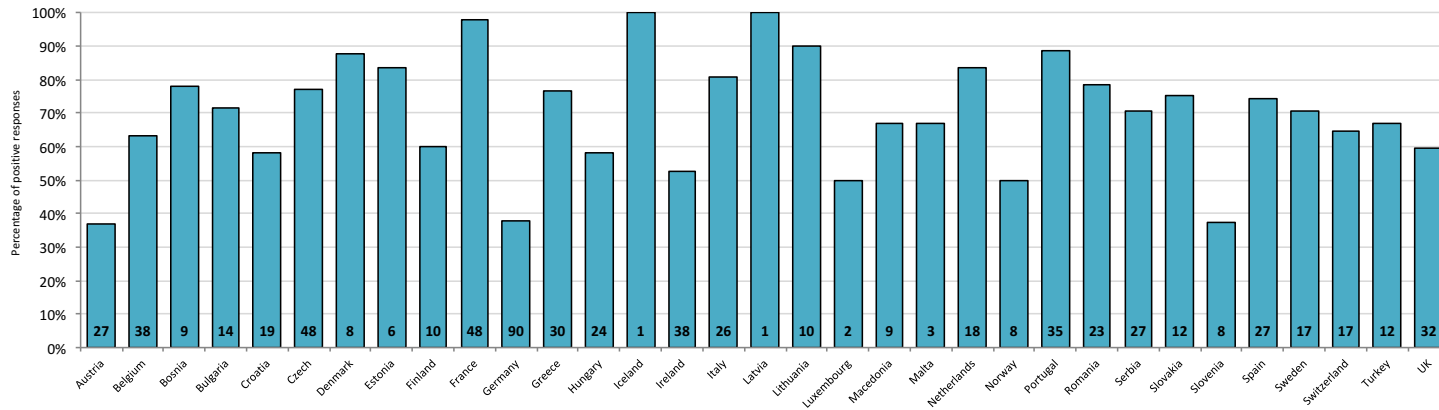
EAHP Statements of Hospital Pharmacy 2015-16 Survey Results (by question)

This tab enables the user to look at all of the results for a single question from the survey for every country. Select a question from the dropdown box below to see every country's results for that question.

Pick a question ▼

S57 - The medicines administration process in our hospital ensures that transcription* steps between the original prescription and the medicines administration record are eliminated

Fig1. Percentage of respondents who indicated they did not have difficulty complying with the statement (positive responses)



Total responses per country are displayed at the bottom of each bar.

If a respondent gave a negative response to the question posed in Figure 1, they were asked what is the cause of difficulty in complying with the statement. The results of these follow up questions can be seen in Figures 2 and 3 (overall results and results broken down by country respectively).

Fig2. What is preventing this? (results for all countries overall)

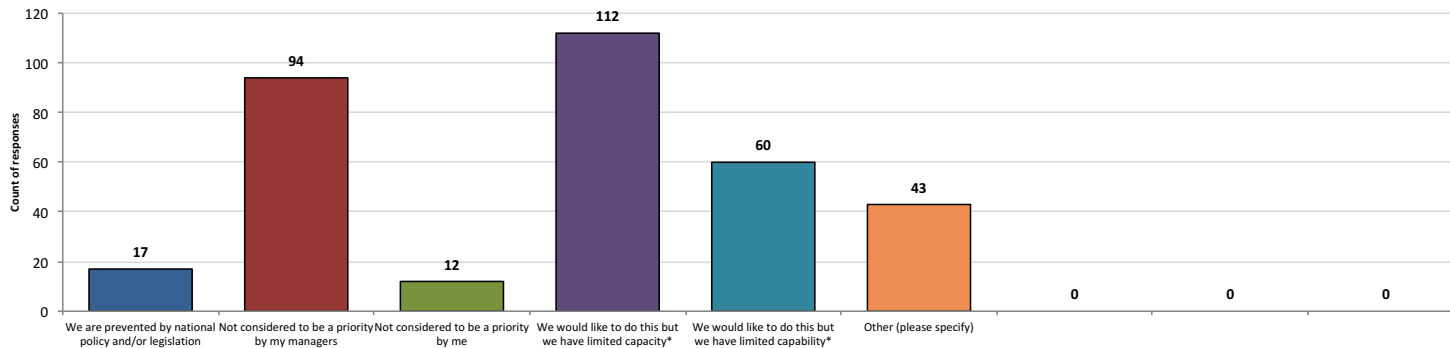


Fig3. What is preventing this? (results broken down by country)

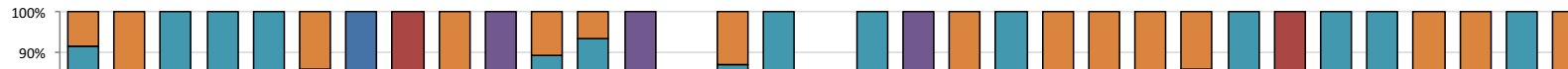
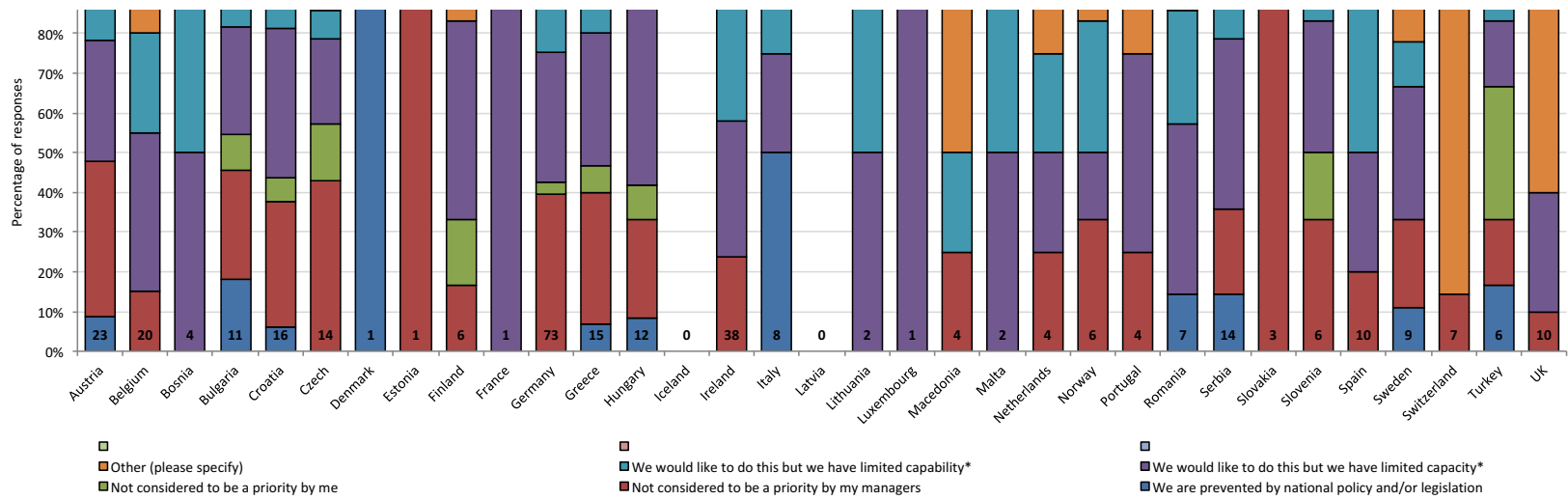


Table 1: Results for question S57

Country	Percentage of positive responses	Total Responses
Austria	37%	27
Belgium	63%	38
Bosnia	78%	9
Bulgaria	71%	14
Croatia	58%	19
Czech	77%	48
Denmark	88%	8
Estonia	83%	6
Finland	60%	10
France	98%	48
Germany	38%	90
Greece	77%	30
Hungary	58%	24
Iceland	100%	1
Ireland	53%	38
Italy	81%	26
Latvia	100%	1
Lithuania	90%	10
Luxembourg	50%	2
Macedonia	67%	9
Malta	67%	3
Netherlands	83%	18
Norway	50%	8
Portugal	89%	35
Romania	78%	23
Serbia	70%	27
Slovakia	75%	12
Slovenia	38%	8
Spain	74%	27
Sweden	71%	17
Switzerland	65%	17
Turkey	67%	12
UK	59%	32



Total responses per country are displayed at the bottom of each bar.