

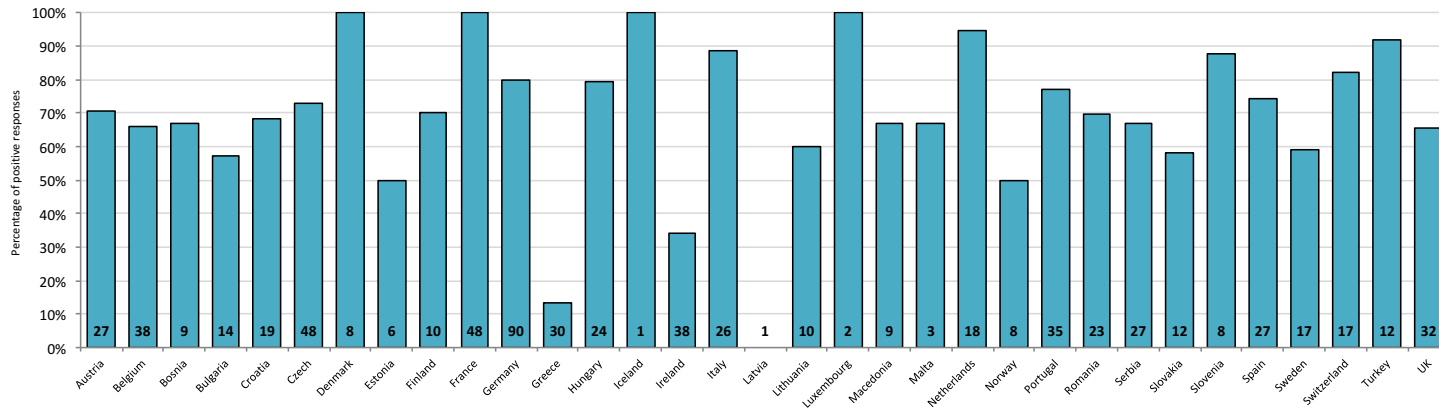
EAHP Statements of Hospital Pharmacy 2015-16 Survey Results (by question)

This tab enables the user to look at all of the results for a single question from the survey for every country. Select a question from the dropdown box below to see every country's results for that question.

Pick a question ▼

S53 - Does your hospital have a quality assessment programme?

Fig1. Percentage of respondents who indicated they did not have difficulty complying with the statement (positive responses)



Total responses per country are displayed at the bottom of each bar.

If a respondent gave a negative response to the question posed in Figure 1, they were asked what is the cause of difficulty in complying with the statement. The results of these follow up questions can be seen in Figures 2 and 3 (overall results and results broken down by country respectively).

Fig2. What is preventing this? (results for all countries overall)

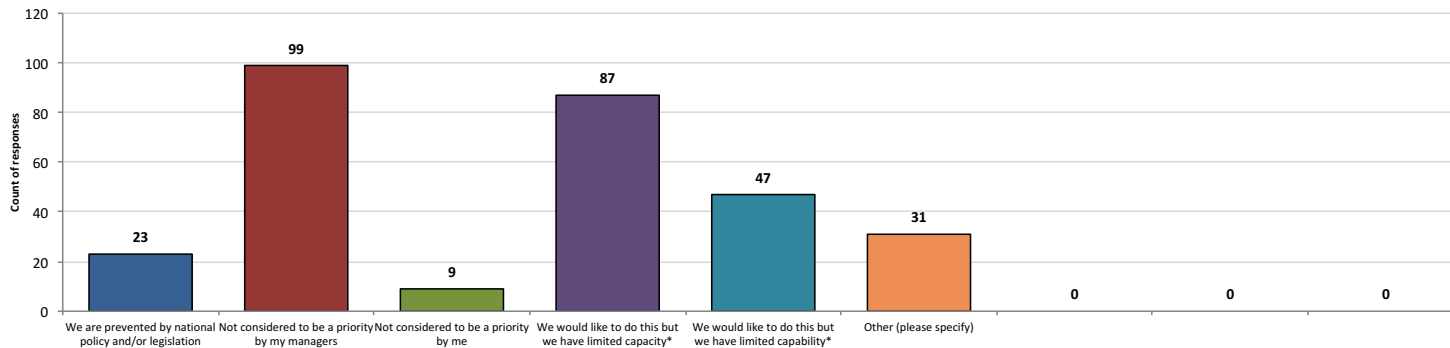


Fig3. What is preventing this? (results broken down by country)

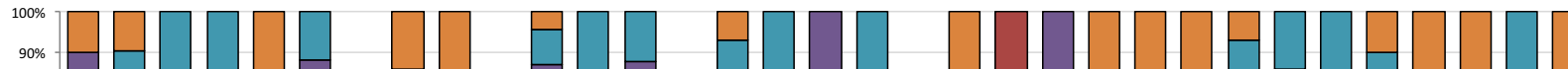
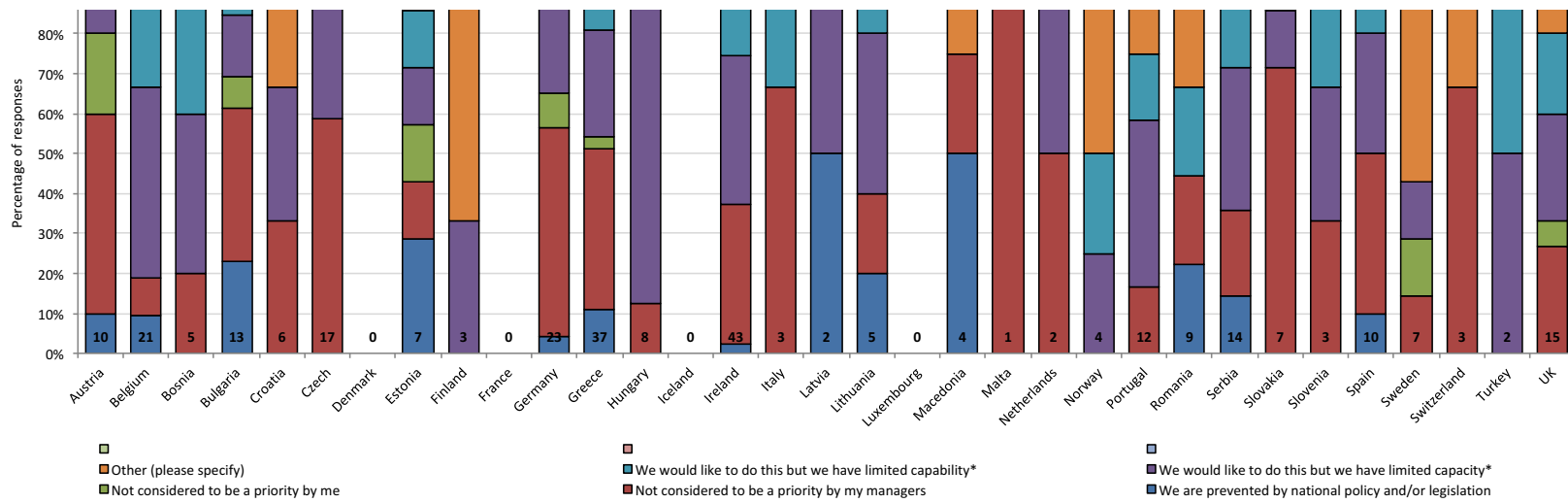


Table 1: Results for question S53

Country	Percentage of positive responses	Total Responses
Austria	70%	27
Belgium	66%	38
Bosnia	67%	9
Bulgaria	57%	14
Croatia	68%	19
Czech	73%	48
Denmark	100%	8
Estonia	50%	6
Finland	70%	10
France	100%	48
Germany	80%	90
Greece	13%	30
Hungary	79%	24
Iceland	100%	1
Ireland	34%	38
Italy	88%	26
Latvia	0%	1
Lithuania	60%	10
Luxembourg	100%	2
Macedonia	67%	9
Malta	67%	3
Netherlands	94%	18
Norway	50%	8
Portugal	77%	35
Romania	70%	23
Serbia	67%	27
Slovakia	58%	12
Slovenia	88%	8
Spain	74%	27
Sweden	59%	17
Switzerland	82%	17
Turkey	92%	12
UK	66%	32



Total responses per country are displayed at the bottom of each bar.