

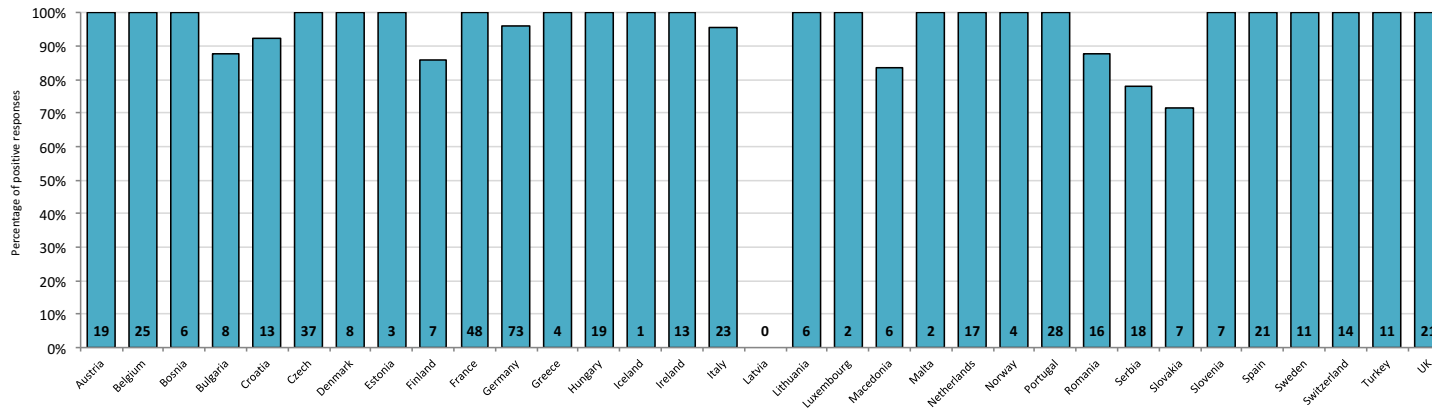
## EAHP Statements of Hospital Pharmacy 2015-16 Survey Results (by question)

This tab enables the user to look at all of the results for a single question from the survey for every country. Select a question from the dropdown box below to see every country's results for that question.

Pick a question  ▼

### S533 - Our hospital acts on these reports to improve the quality and safety of our medicines use processes

**Fig1. Percentage of respondents who indicated they did not have difficulty complying with the statement (positive responses)**

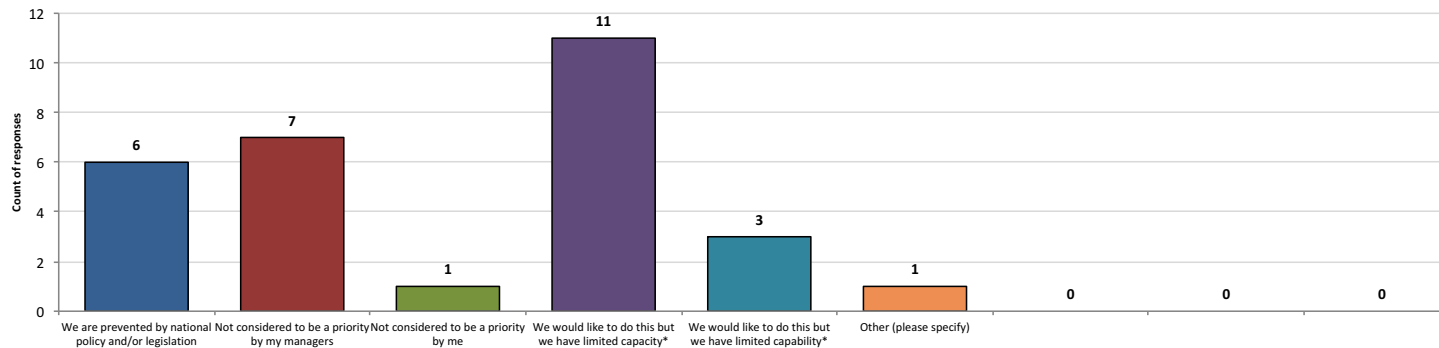


Total responses per country are displayed at the bottom of each bar.

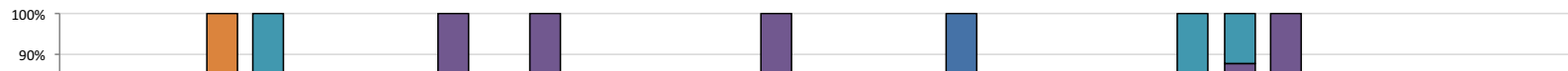
If a respondent gave a negative response to the question posed in Figure 1, they were asked what is the cause of difficulty in complying with the statement.

The results of these follow up questions can be seen in Figures 2 and 3 (overall results and results broken down by country respectively).

**Fig2. What is preventing this? (results for all countries overall)**

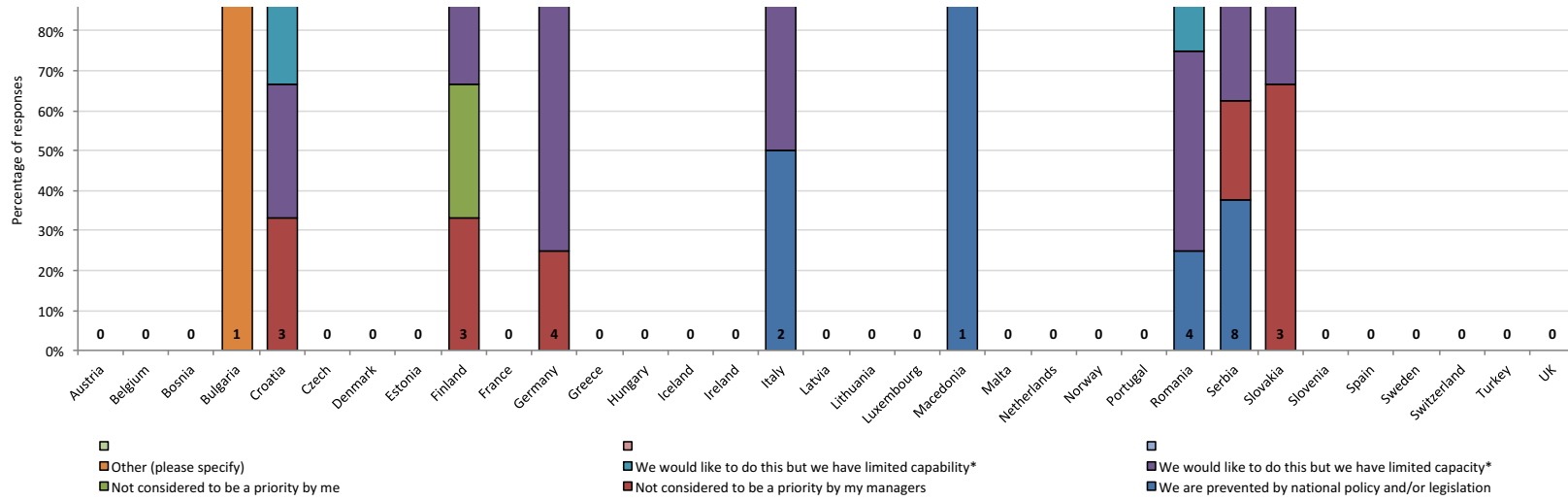


**Fig3. What is preventing this? (results broken down by country)**



**Table 1: Results for question S533**

Country	Percentage of positive responses	Total Responses
Austria	100%	19
Belgium	100%	25
Bosnia	100%	6
Bulgaria	88%	8
Croatia	92%	13
Czech	100%	37
Denmark	100%	8
Estonia	100%	3
Finland	86%	7
France	100%	48
Germany	96%	73
Greece	100%	4
Hungary	100%	19
Iceland	100%	1
Ireland	100%	13
Italy	96%	23
Latvia	0%	0
Lithuania	100%	6
Luxembourg	100%	2
Macedonia	83%	6
Malta	100%	2
Netherlands	100%	17
Norway	100%	4
Portugal	100%	28
Romania	88%	16
Serbia	78%	18
Slovakia	71%	7
Slovenia	100%	7
Spain	100%	21
Sweden	100%	11
Switzerland	100%	14
Turkey	100%	11
UK	100%	21



Total responses per country are displayed at the bottom of each bar.