

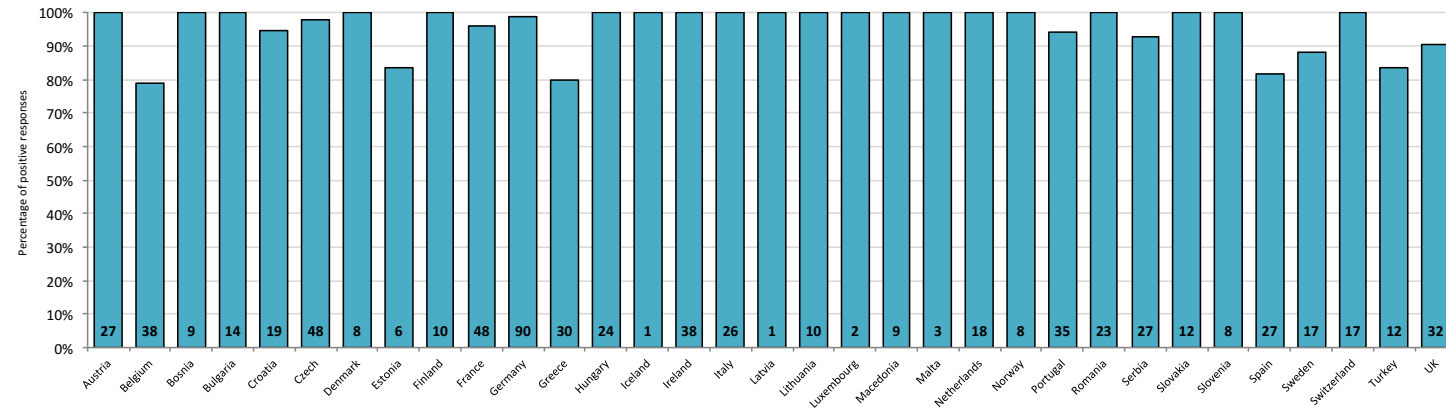
EAHP Statements of Hospital Pharmacy 2015-16 Survey Results (by question)

This tab enables the user to look at all of the results for a single question from the survey for every country. Select a question from the dropdown box below to see every country's results for that question.

Pick a question ▼

S511 - Which best describes the traceability* of medicines dispensed by our pharmacy?

Fig1. Percentage of respondents who indicated they did not have difficulty complying with the statement (positive responses)



Total responses per country are displayed at the bottom of each bar.

If a respondent gave a negative response to the question posed in Figure 1, they were asked what is the cause of difficulty in complying with the statement. The results of these follow up questions can be seen in Figures 2 and 3 (overall results and results broken down by country respectively).

Fig2. What is preventing this? (results for all countries overall)

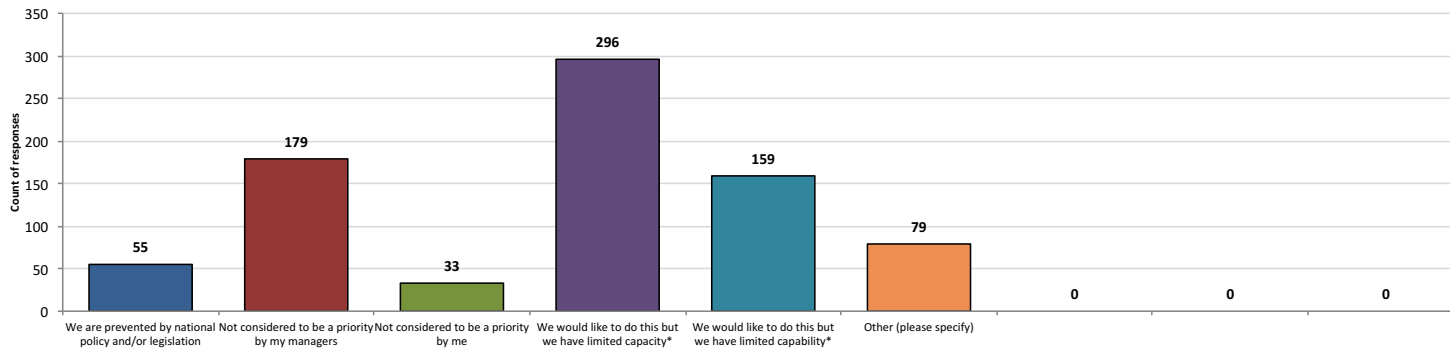


Fig3. What is preventing this? (results broken down by country)

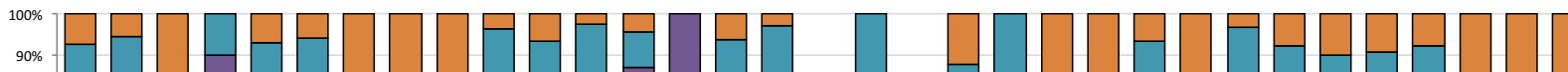
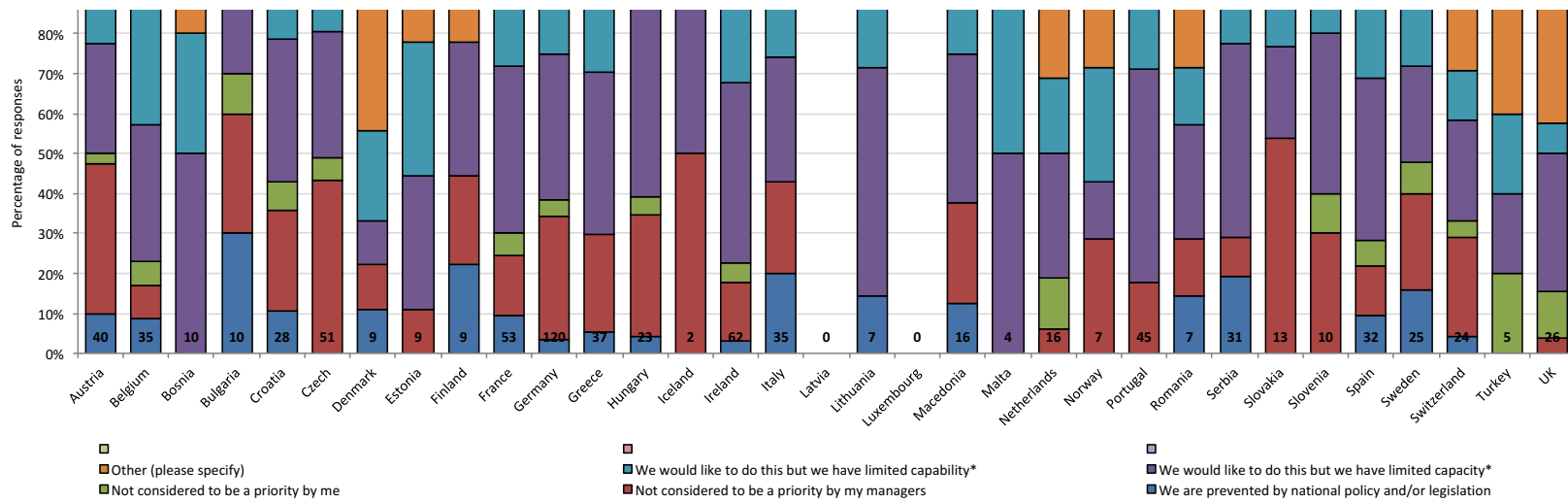


Table 1: Results for question S511

Country	Percentage of positive responses	Total Responses
Austria	100%	27
Belgium	79%	38
Bosnia	100%	9
Bulgaria	100%	14
Croatia	95%	19
Czech	98%	48
Denmark	100%	8
Estonia	83%	6
Finland	100%	10
France	96%	48
Germany	99%	90
Greece	80%	30
Hungary	100%	24
Iceland	100%	1
Ireland	100%	38
Italy	100%	26
Latvia	100%	1
Lithuania	100%	10
Luxembourg	100%	2
Macedonia	100%	9
Malta	100%	3
Netherlands	100%	18
Norway	100%	8
Portugal	94%	35
Romania	100%	23
Serbia	93%	27
Slovakia	100%	12
Slovenia	100%	8
Spain	81%	27
Sweden	88%	17
Switzerland	100%	17
Turkey	83%	12
UK	91%	32



Total responses per country are displayed at the bottom of each bar.