

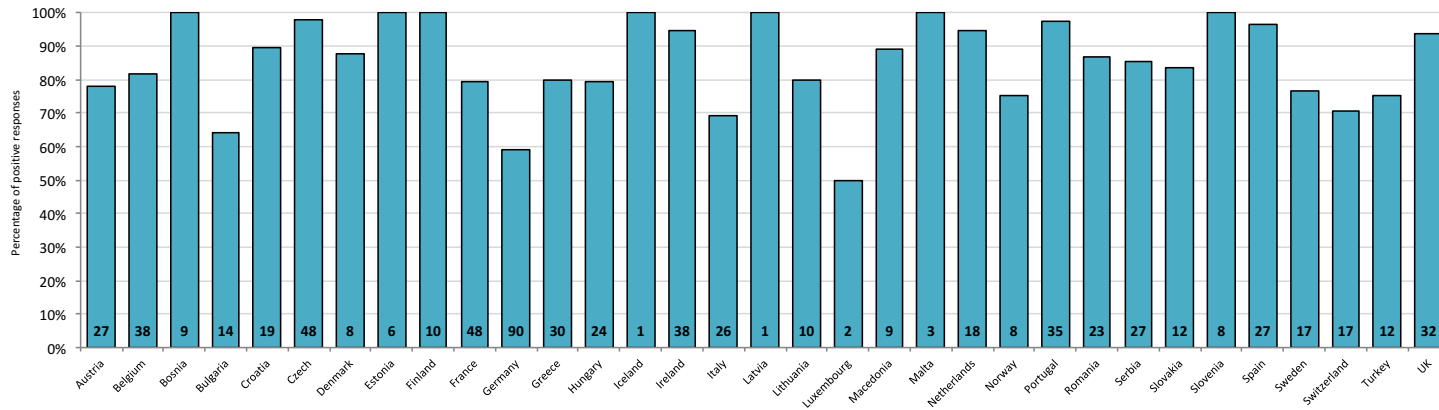
## EAHP Statements of Hospital Pharmacy 2015-16 Survey Results (by question)

This tab enables the user to look at all of the results for a single question from the survey for every country. Select a question from the dropdown box below to see every country's results for that question.

Pick a question  ▼

**S510 - Medicines in our hospital are packaged and labelled to assure they are safely optimised for administration**

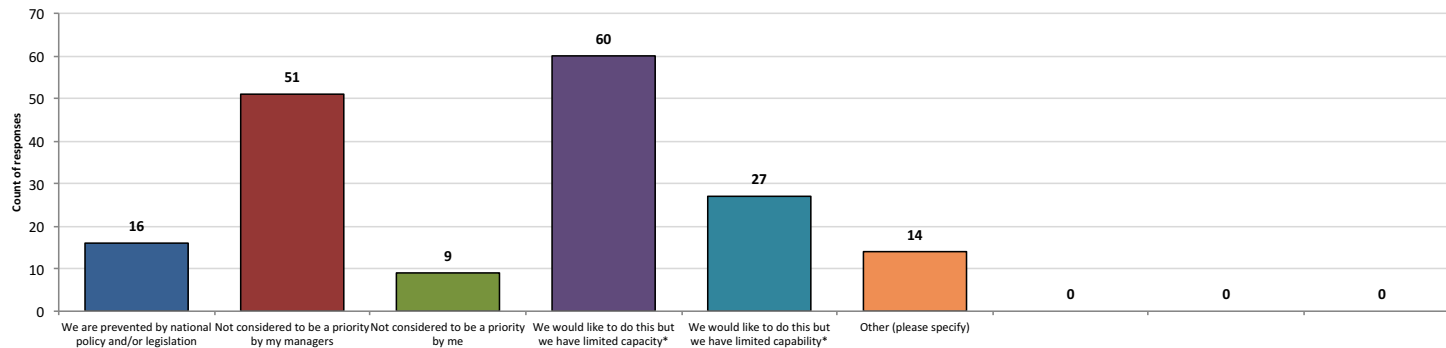
**Fig1. Percentage of respondents who indicated they did not have difficulty complying with the statement (positive responses)**



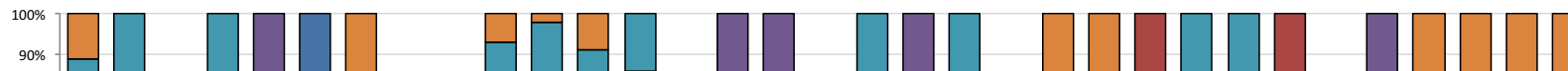
Total responses per country are displayed at the bottom of each bar.

If a respondent gave a negative response to the question posed in Figure 1, they were asked what is the cause of difficulty in complying with the statement. The results of these follow up questions can be seen in Figures 2 and 3 (overall results and results broken down by country respectively).

**Fig2. What is preventing this? (results for all countries overall)**

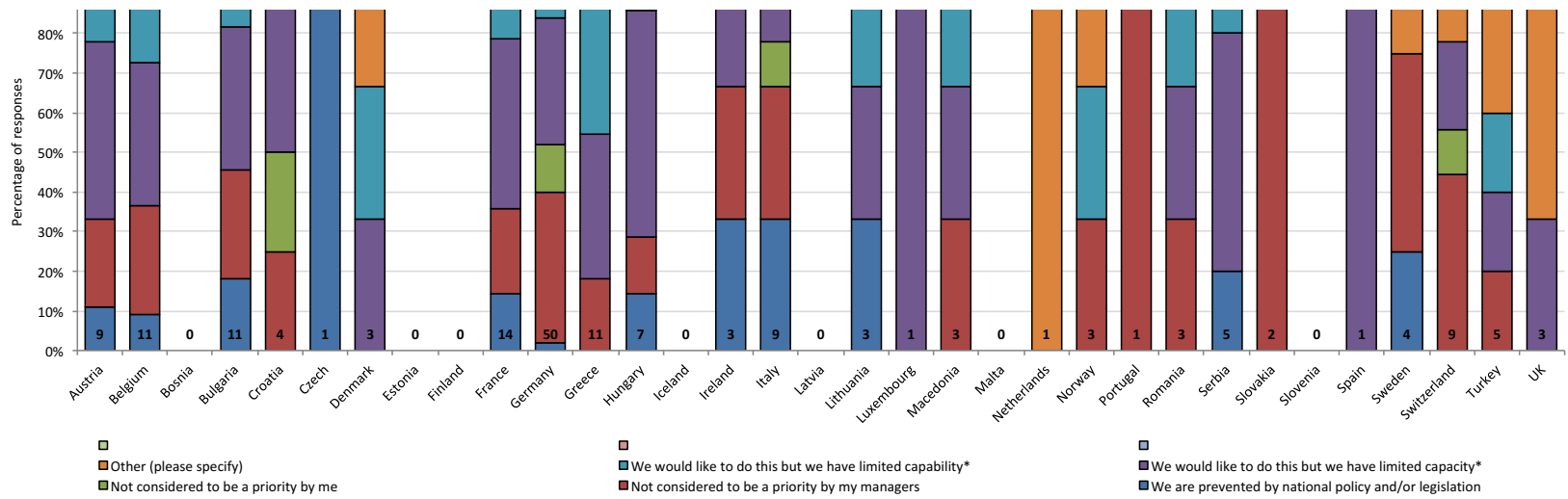


**Fig3. What is preventing this? (results broken down by country)**



**Table 1: Results for question S510**

Country	Percentage of positive responses	Total Responses
Austria	78%	27
Belgium	82%	38
Bosnia	100%	9
Bulgaria	64%	14
Croatia	89%	19
Czech	98%	48
Denmark	88%	8
Estonia	100%	6
Finland	100%	10
France	79%	48
Germany	59%	90
Greece	80%	30
Hungary	79%	24
Iceland	100%	1
Ireland	95%	38
Italy	69%	26
Latvia	100%	1
Lithuania	80%	10
Luxembourg	50%	2
Macedonia	89%	9
Malta	100%	3
Netherlands	94%	18
Norway	75%	8
Portugal	97%	35
Romania	87%	23
Serbia	85%	27
Slovakia	83%	12
Slovenia	100%	8
Spain	96%	27
Sweden	76%	17
Switzerland	71%	17
Turkey	75%	12
UK	94%	32



Total responses per country are displayed at the bottom of each bar.