

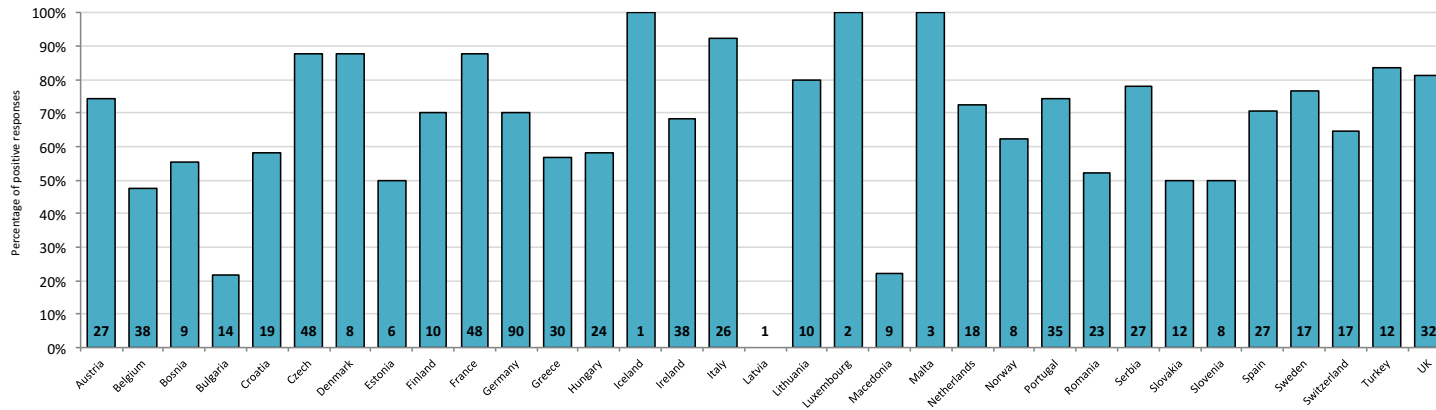
EAHP Statements of Hospital Pharmacy 2015-16 Survey Results (by question)

This tab enables the user to look at all of the results for a single question from the survey for every country. Select a question from the dropdown box below to see every country's results for that question.

Pick a question ▼

S543 - Our hospital has a process for reporting adverse drug reactions and the staff report these regularly

Fig1. Percentage of respondents who indicated they did not have difficulty complying with the statement (positive responses)



Total responses per country are displayed at the bottom of each bar.

If a respondent gave a negative response to the question posed in Figure 1, they were asked what is the cause of difficulty in complying with the statement.

The results of these follow up questions can be seen in Figures 2 and 3 (overall results and results broken down by country respectively).

Fig2. What is preventing this? (results for all countries overall)

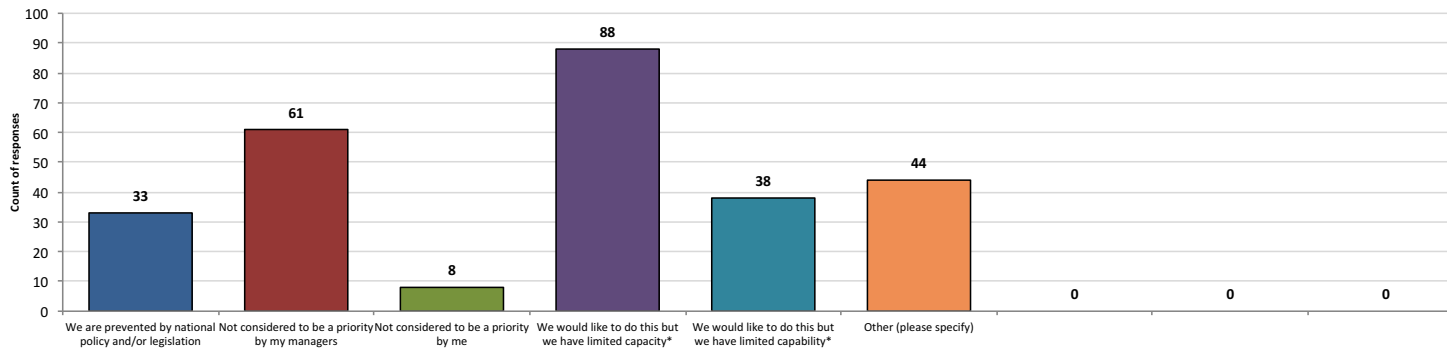


Fig3. What is preventing this? (results broken down by country)

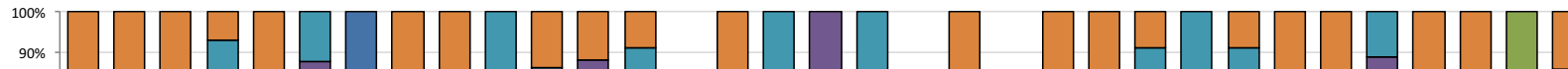
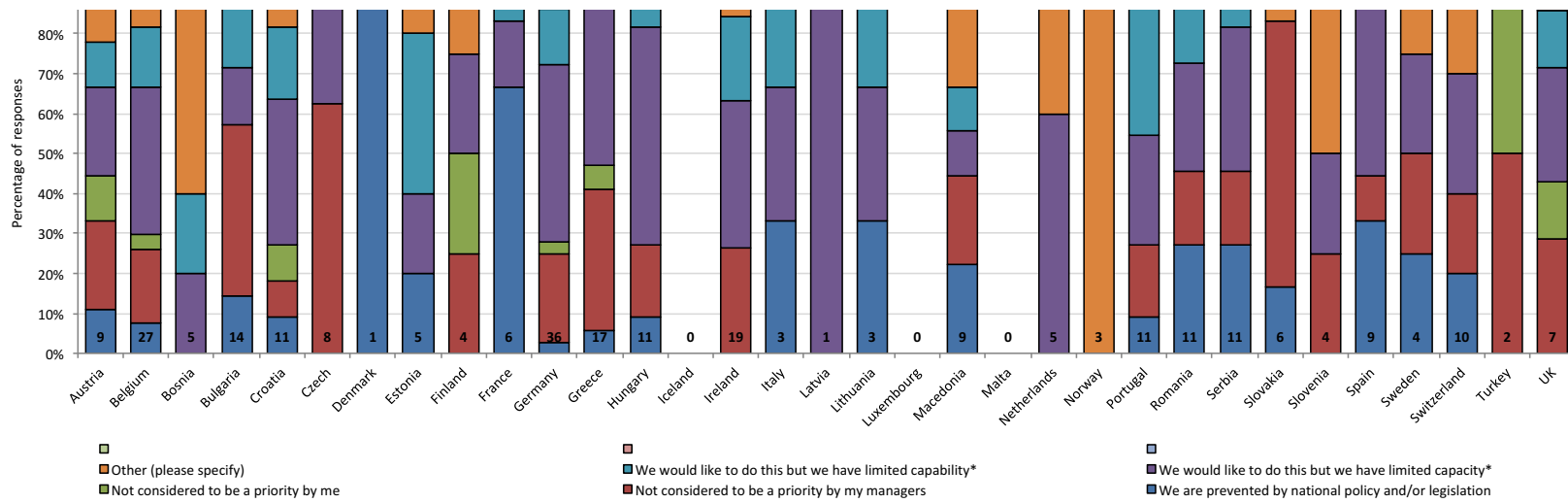


Table 1: Results for question S543

Country	Percentage of positive responses	Total Responses
Austria	74%	27
Belgium	47%	38
Bosnia	56%	9
Bulgaria	21%	14
Croatia	58%	19
Czech	88%	48
Denmark	88%	8
Estonia	50%	6
Finland	70%	10
France	88%	48
Germany	70%	90
Greece	57%	30
Hungary	58%	24
Iceland	100%	1
Ireland	68%	38
Italy	92%	26
Latvia	0%	1
Lithuania	80%	10
Luxembourg	100%	2
Macedonia	22%	9
Malta	100%	3
Netherlands	72%	18
Norway	63%	8
Portugal	74%	35
Romania	52%	23
Serbia	78%	27
Slovakia	50%	12
Slovenia	50%	8
Spain	70%	27
Sweden	76%	17
Switzerland	65%	17
Turkey	83%	12
UK	81%	32



Total responses per country are displayed at the bottom of each bar.