

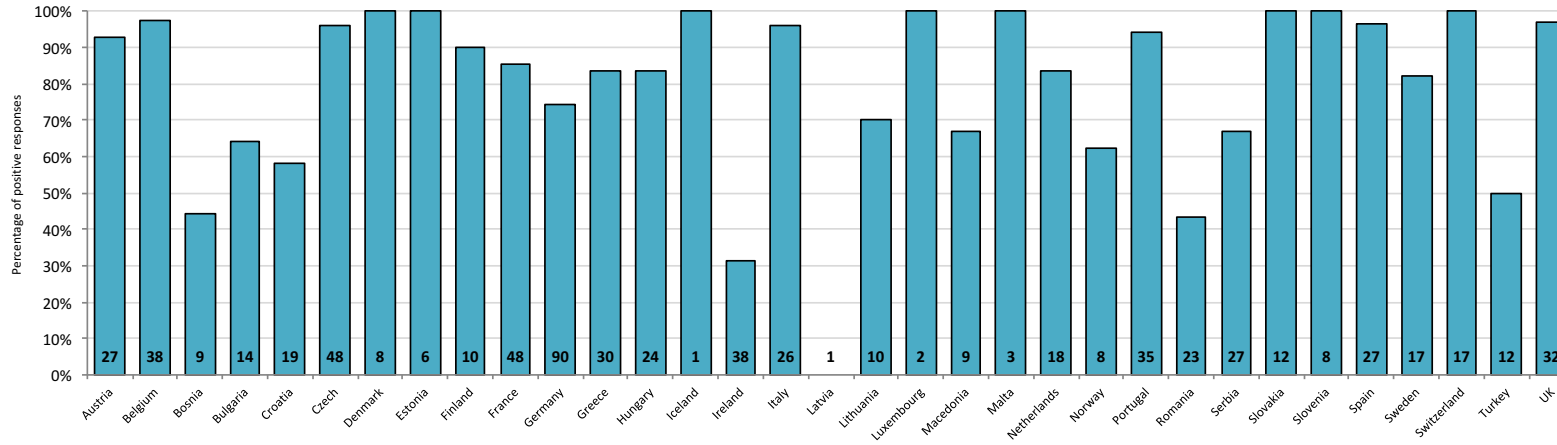
EAHP Statements of Hospital Pharmacy 2015-16 Survey Results (by question)

This tab enables the user to look at all of the results for a single question from the survey for every country. Select a question from the dropdown box below to see every country's results for that question.

Pick a question ▼

S23 - Do you have a formulary in place in your hospital?

Fig1. Percentage of respondents who indicated they did not have difficulty complying with the statement (positive responses)



Total responses per country are displayed at the bottom of each bar.

If a respondent gave a negative response to the question posed in Figure 1, they were asked what is the cause of difficulty in complying with the statement.

The results of these follow up questions can be seen in Figures 2 and 3 (overall results and results broken down by country respectively).

Fig2. What is preventing this? (results for all countries overall)

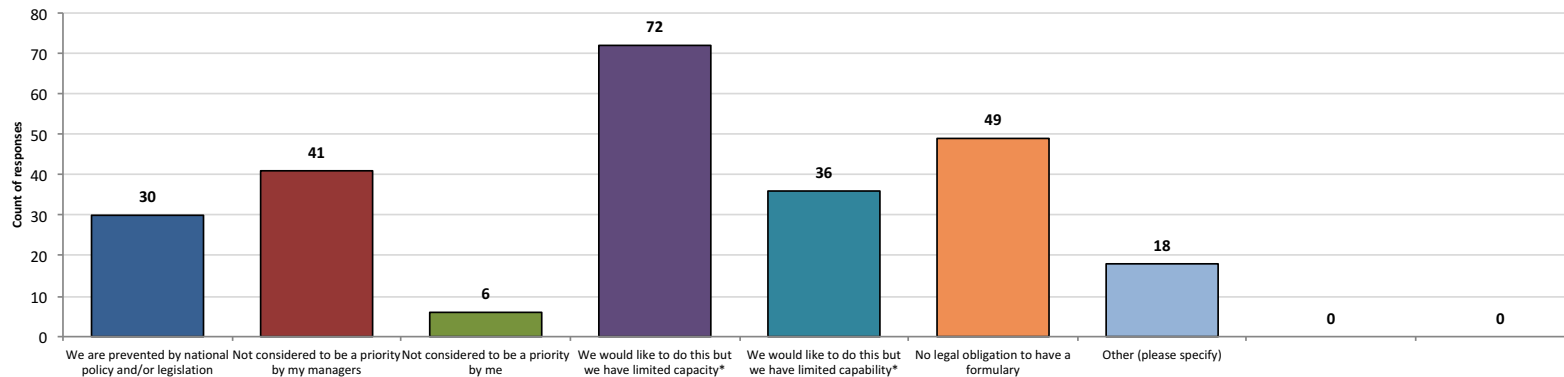
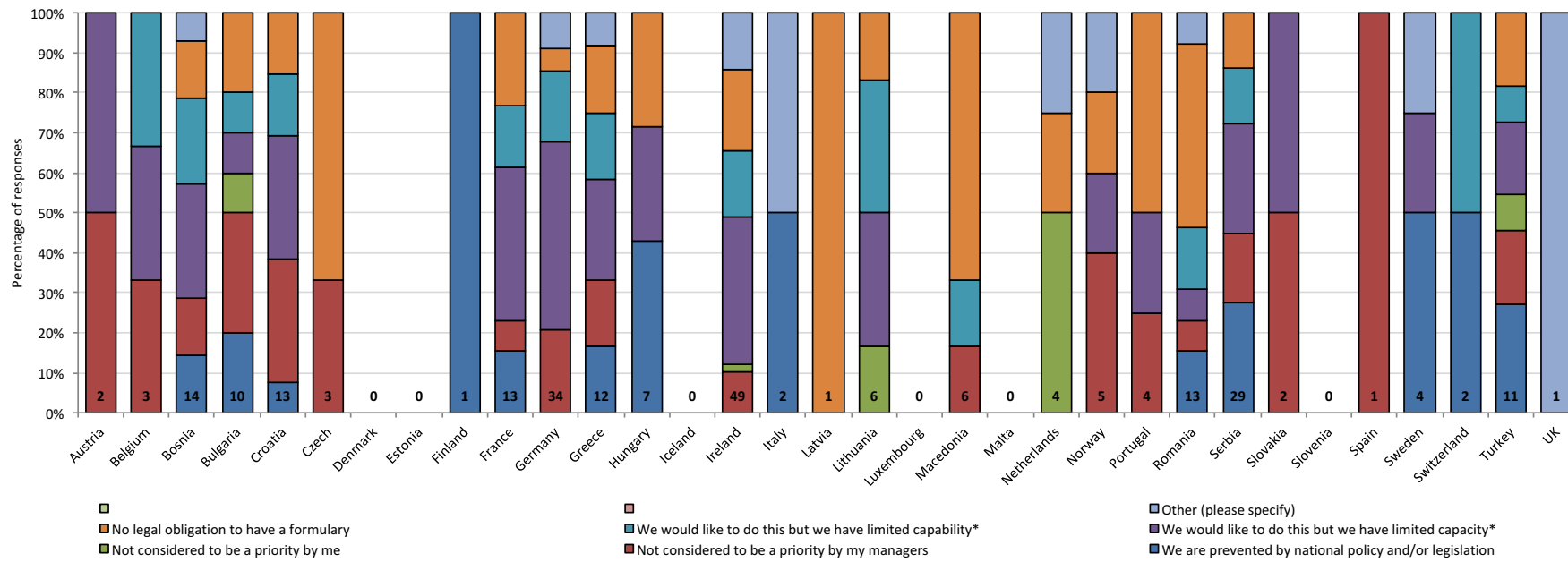


Table 1: Results for question S23

Country	Percentage of positive responses
Austria	93%
Belgium	97%
Bosnia	44%
Bulgaria	64%
Croatia	58%
Czech	96%
Denmark	100%
Estonia	100%
Finland	90%
France	85%
Germany	74%
Greece	83%
Hungary	83%
Iceland	100%
Ireland	32%
Italy	96%
Latvia	0%
Lithuania	70%
Luxembourg	100%
Macedonia	67%
Malta	100%
Netherlands	83%
Norway	63%
Portugal	94%
Romania	43%
Serbia	67%
Slovakia	100%
Slovenia	100%
Spain	96%
Sweden	82%
Switzerland	100%
Turkey	50%
UK	97%

Fig3. What is preventing this? (results broken down by country)



Total responses per country are displayed at the bottom of each bar.