

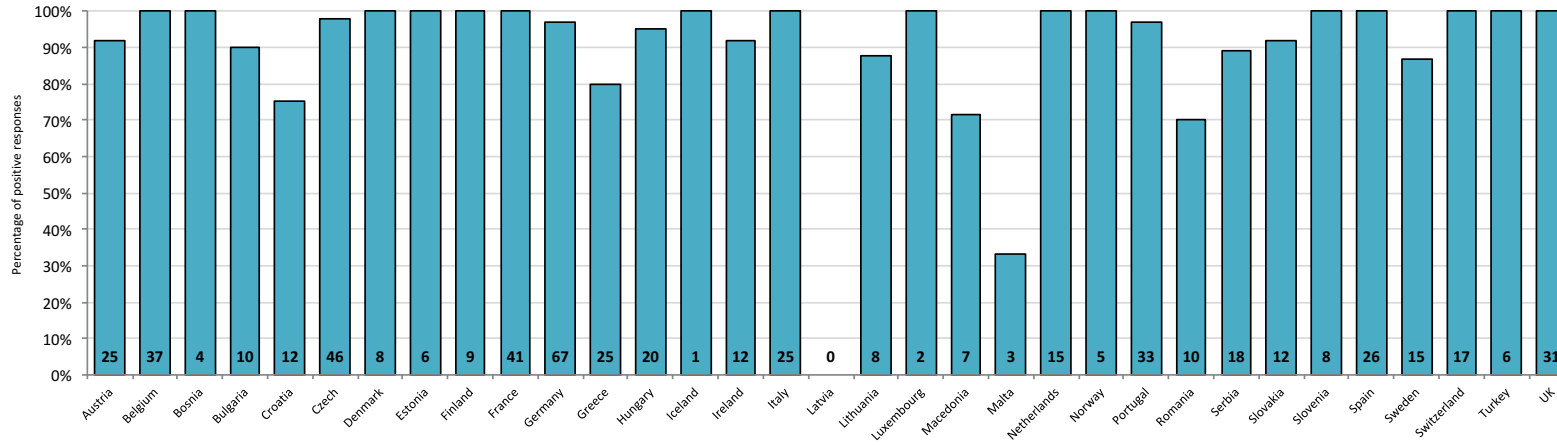
EAHP Statements of Hospital Pharmacy 2015-16 Survey Results (by question)

This tab enables the user to look at all of the results for a single question from the survey for every country. Select a question from the dropdown box below to see every country's results for that question.

Pick a question ▼

S232 - The pharmacists in our hospital coordinate the development, maintenance and use of our formulary

Fig1. Percentage of respondents who indicated they did not have difficulty complying with the statement (positive responses)



Total responses per country are displayed at the bottom of each bar.

If a respondent gave a negative response to the question posed in Figure 1, they were asked what is the cause of difficulty in complying with the statement.

The results of these follow up questions can be seen in Figures 2 and 3 (overall results and results broken down by country respectively).

Fig2. What is preventing this? (results for all countries overall)

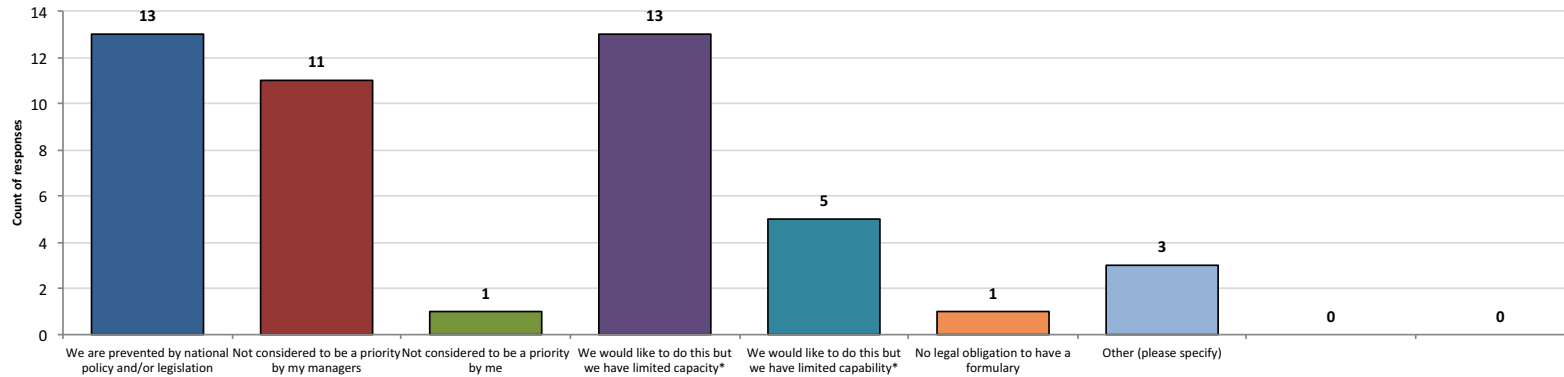
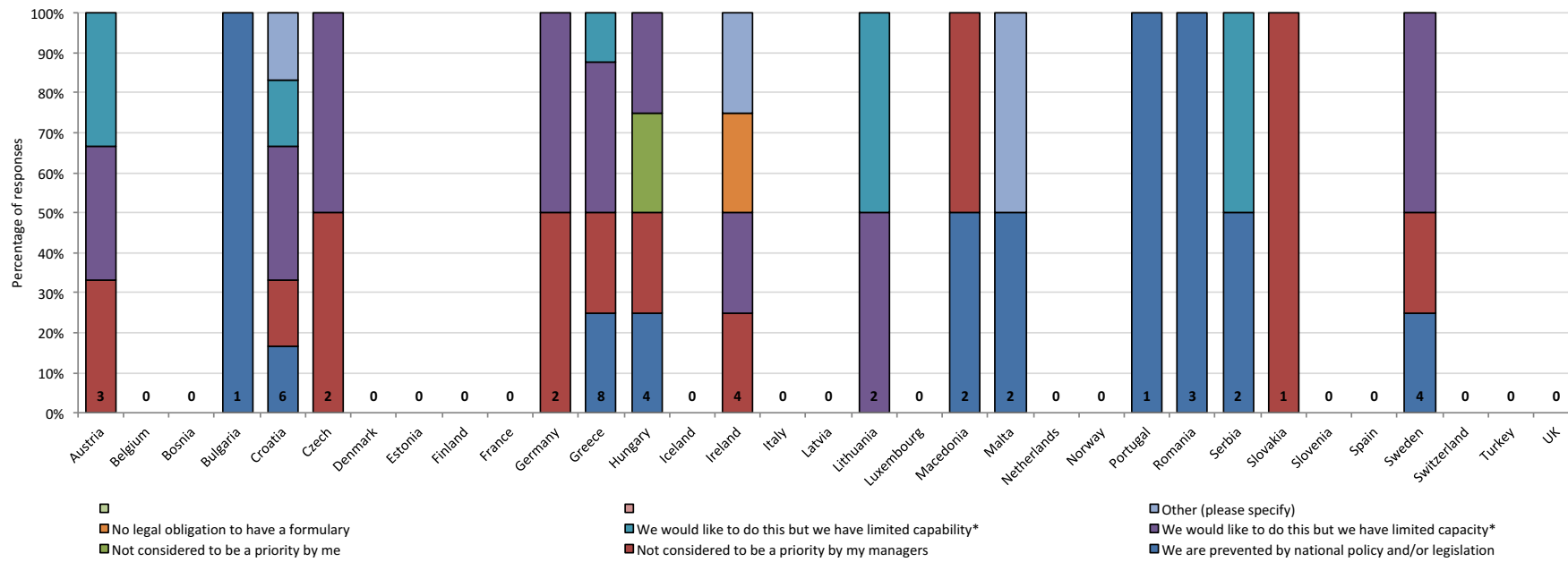


Table 1: Results for question S232

Country	Percentage of positive responses
Austria	92%
Belgium	100%
Bosnia	100%
Bulgaria	90%
Croatia	75%
Czech	98%
Denmark	100%
Estonia	100%
Finland	100%
France	100%
Germany	97%
Greece	80%
Hungary	95%
Iceland	100%
Ireland	92%
Italy	100%
Latvia	0%
Lithuania	88%
Luxembourg	100%
Macedonia	71%
Malta	33%
Netherlands	100%
Norway	100%
Portugal	97%
Romania	70%
Serbia	89%
Slovakia	92%
Slovenia	100%
Spain	100%
Sweden	87%
Switzerland	100%
Turkey	100%
UK	100%

Fig3. What is preventing this? (results broken down by country)



Total responses per country are displayed at the bottom of each bar.