

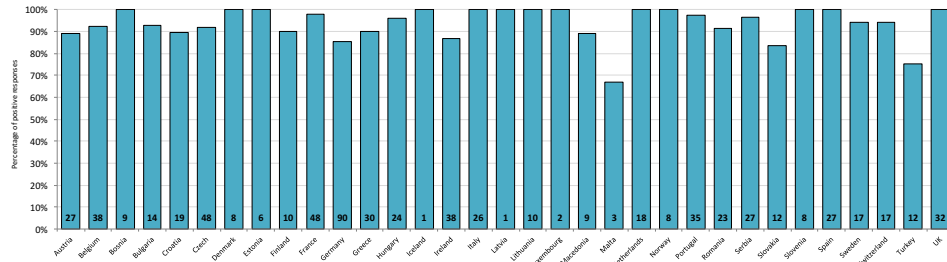
## EAHP Statements of Hospital Pharmacy 2015-16 Survey Results (by question)

This tab enables the user to look at all of the results for a single question from the survey for every country. Select a question from the dropdown box below to see every country's results for that question.

Pick a question  ▼

S21 - Our hospital has clear processes in place around the procurement of medicines

Fig1. Percentage of respondents who indicated they did not have difficulty complying with the statement (positive responses)



Total responses per country are displayed at the bottom of each bar.

If a respondent gave a negative response to the question posed in Figure 1, they were asked what is the cause of difficulty in complying with the statement. The results of these follow up questions can be seen in Figures 2 and 3 (overall results and results broken down by country respectively).

Fig2. What is preventing this? (results for all countries overall)

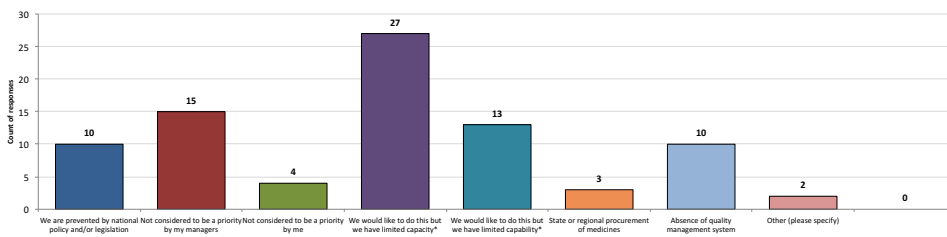
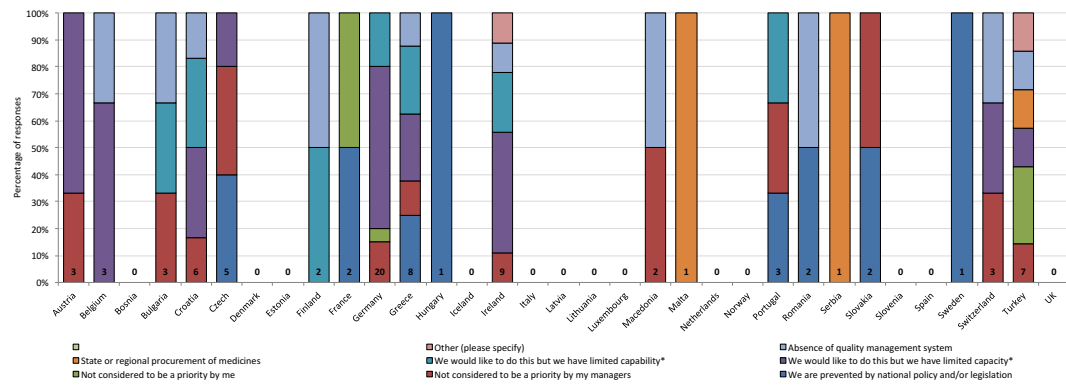


Fig3. What is preventing this? (results broken down by country)



Total responses per country are displayed at the bottom of each bar.

Table 1: Results for question S21

Country	Percentage of positive responses	Total Responses
Austria	89%	27
Belgium	92%	38
Bosnia	100%	9
Bulgaria	92%	14
Croatia	89%	19
Czech	92%	48
Denmark	100%	8
Estonia	100%	6
Finland	90%	10
France	98%	48
Germany	86%	90
Greece	90%	30
Hungary	96%	24
Iceland	100%	1
Ireland	87%	38
Italy	100%	26
Latvia	100%	1
Lithuania	100%	10
Luxembourg	100%	2
Macedonia	89%	9
Malta	67%	3
Netherlands	100%	18
Norway	100%	8
Portugal	97%	35
Romania	91%	23
Serbia	96%	27
Slovakia	83%	12
Slovenia	100%	8
Spain	100%	27
Sweden	94%	17
Switzerland	94%	17
Turkey	75%	12
UK	100%	32