

EFFICACY AND DURABILITY OF INTRAVITREAL AFLIBERCEPT IN PATIENTS WITH AGE-RELATED MACULAR DEGENERATION.

Authors: M. GOMEZ DIAZ, M. LLORENTE GÓMEZ, M.D.L.M. HERNANDO VERDUGO, S. MAGANTO GARRIDO, M. MONTERO LÁZARO, A. MARTÍN ROLDÁN, A. GUERREIRO CAAMAÑO, Á. BERNABÉ GONZALO, A. PARIENTE JUNQUERA, A. DE FRUTOS SOTO, M.T. SÁNCHEZ SÁNCHEZ

Hospital Clínico Universitario de Valladolid, Servicio de Farmacia, Valladolid, Spain.

Farmacia.hcuv@saludcastillayleon.es

Background and importance

Aflibercept is an anti-vascular endothelial growth factor drug that prevents damaged blood vessels from leaking fluid into the macula. This helps to treat or prevent age-related macular degeneration (ARMD)

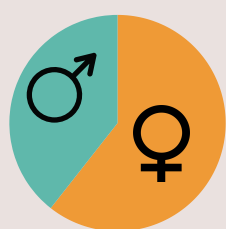
Aim and objectives

To evaluate the efficacy and durability of intravitreal aflibercept in treatment-naïve and those switched from ranibizumab.


Material and methods

12-months observational and retrospective study (April 2024 and April 2025)

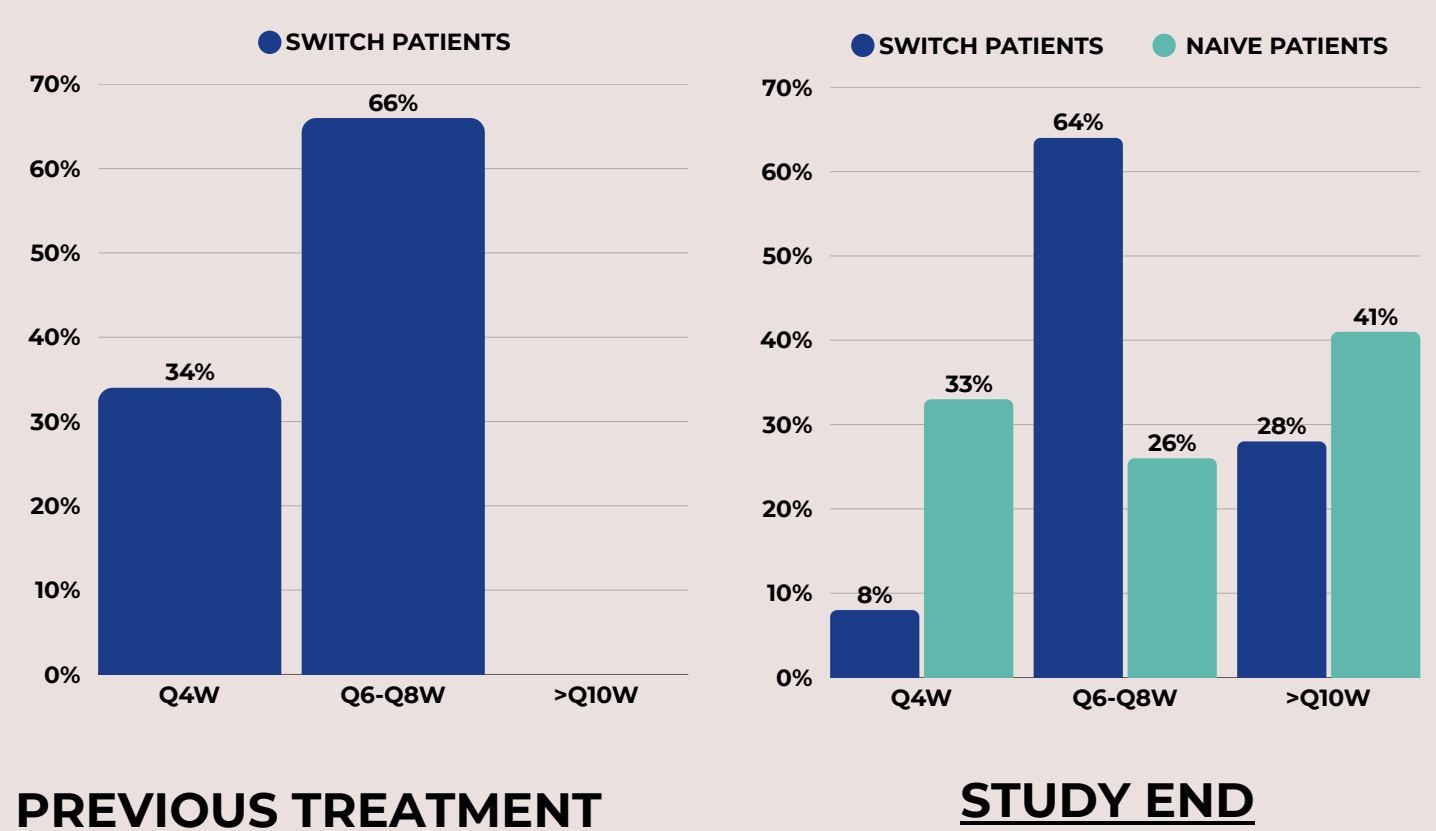
- Treatment-naïve or prior switched from ranibizumab.
- Number of previous intravitreal injections.
- Baseline and final best corrected visual acuity (BCVA) in logMAR scale
- The dosing interval (Q) in weeks before and after starting aflibercept therapy.



66 patients
Mean age 79 years
72 eyes analyzed



	baseline BCVA (log MAR)	final BCVA (log MAR)	final BCVA vs. baseline BCVA (log MAR)
NAIVE patients	0.843 ± 0.629	0.658 ± 0.68	-0.184 ± 0.63
SWITCH patients	0.424 ± 0.39	0.525 ± 0.57	+0.059 ± 0.4



Conclusion and relevance

1. Retinal diseases progress rapidly and require prompt treatment at diagnosis.
2. Overall visual acuity remained stable, with modest improvement in treatment-naïve patients.
3. Aflibercept allowed longer injection intervals, especially in treatment-naïve patients.
4. Larger, long-term real-world studies are needed to confirm these findings and optimize treatment strategies.

