

# 4CPS-168: EFFECTIVENESS, QUALITY-OF-LIFE AND SAFETY OF ATOGEPANT FOR MIGRAINE PROPHYLAXIS

H. GAVILAN GIGOSOS<sup>1</sup>, G.I. CASARRUBIOS LAZARO<sup>1</sup>, A.M. HORTA HERNANDEZ<sup>1</sup>, D.E. BARBERO JIMENEZ<sup>2</sup>, I. HERAS HIDALGO<sup>1</sup>, A. BALDOMINOS CORDON<sup>1</sup>, I. MARIN ESPINOSA<sup>1</sup>, S. CORRALES KROHNERT<sup>1</sup>, A. DOMENECH MILLAN<sup>1</sup>, O. GOMEZ MANRIQUE<sup>1</sup>, B. RODRIGUEZ GARCIA<sup>1</sup>

<sup>1</sup>Hospital Universitario de Guadalajara, Hospital Pharmacy, Guadalajara, SPAIN  
<sup>2</sup>Hospital Universitario de Guadalajara, Neurology, Guadalajara, SPAIN

Correspondence to: hgavilan@sescam.jccm.es

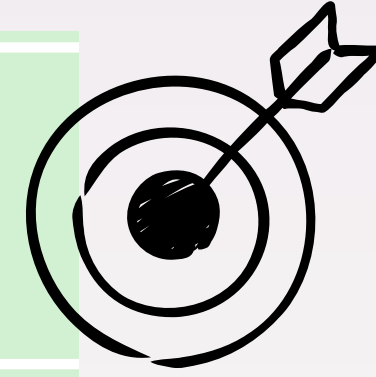


## Background and importance



Atogepant inhibits calcitonin gene-related peptide (CGRP) receptors involved in migraine development.

## Aim and objectives

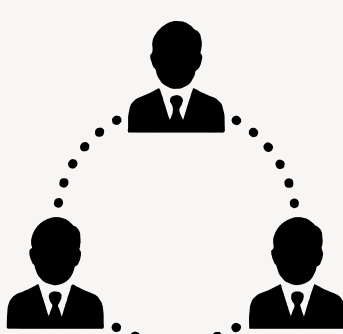


- To evaluate atogepant **effectiveness, quality-of-life and safety** for adult migraine prophylaxis.
- Secondary endpoint:** to assess atogepant effectiveness as 3<sup>rd</sup>-line treatment in patients with prior failure of anti-CGRP monoclonal antibodies (mAb-antiCGRP).

## Materials and Methods



**One-year ambispective longitudinal study** of patients initiating atogepant (July 2024-2025).



Approved by the **Ethics Committee** in collaboration with the **Neurology Department**.



Data were analyzed with **Wilcoxon and Mann-Whitney-U tests** in **STATA®v.16.0**.

### Data collected

- Demographics.
- Migraine classification.
- Previous preventive treatment (PPT).
- Adverse events (AEs)
- Treatment discontinuation.

### Prospective follow-up at weeks 0 and 12:

- Migraine days/month (MDM).
- Acute treatment days/month (TDM).
- Migraine intensity (0-10).
- Headache Impact Test (HIT-6≥60=very severe impact).

- Primary effectiveness variable: **median MDM reduction**.
- Secondary variables: **%responders** (≥1-day MDM reduction) and **%patients with ≥50% MDM reduction** (50%MDM).
- Quality-of-life: **%patients with ≥5 HIT-6 reduction**.

## Results



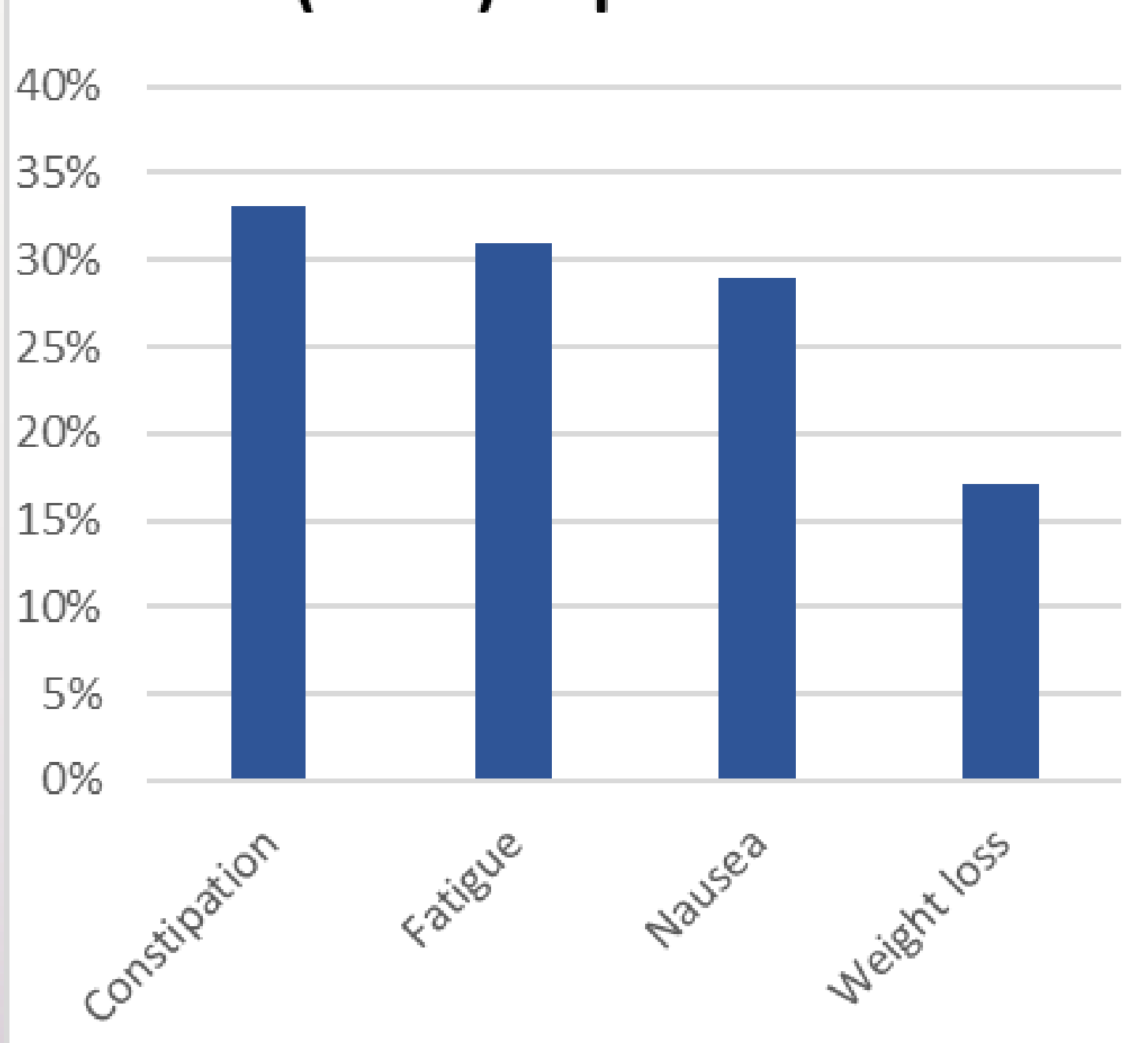
**Table 1:** Data collected

| Variable                     | Result     |
|------------------------------|------------|
| Patients, n                  | 42         |
| Sex, n (%)                   |            |
| - Women                      | 34 (81%)   |
| - Men                        | 8 (19%)    |
| Age (years), Me (IQR)        | 49 (41-55) |
| Migraine, n (%)              |            |
| - Chronic (CM)               | 34 (81%)   |
| - Episodic (EM)              | 8 (19%)    |
| Previous mAb anti-CGRP n (%) | 27 (64%)   |
| Me (IQR)                     | 2 (1-3)    |
| Duration (weeks), Me (IQR)   | 22 (15-34) |
| Discontinuation, n (%)       | 18 (43%)   |
| - Therapeutic failure, n (%) | 15 (36%)   |
| - AEs, n (%)                 | 3 (7%)     |

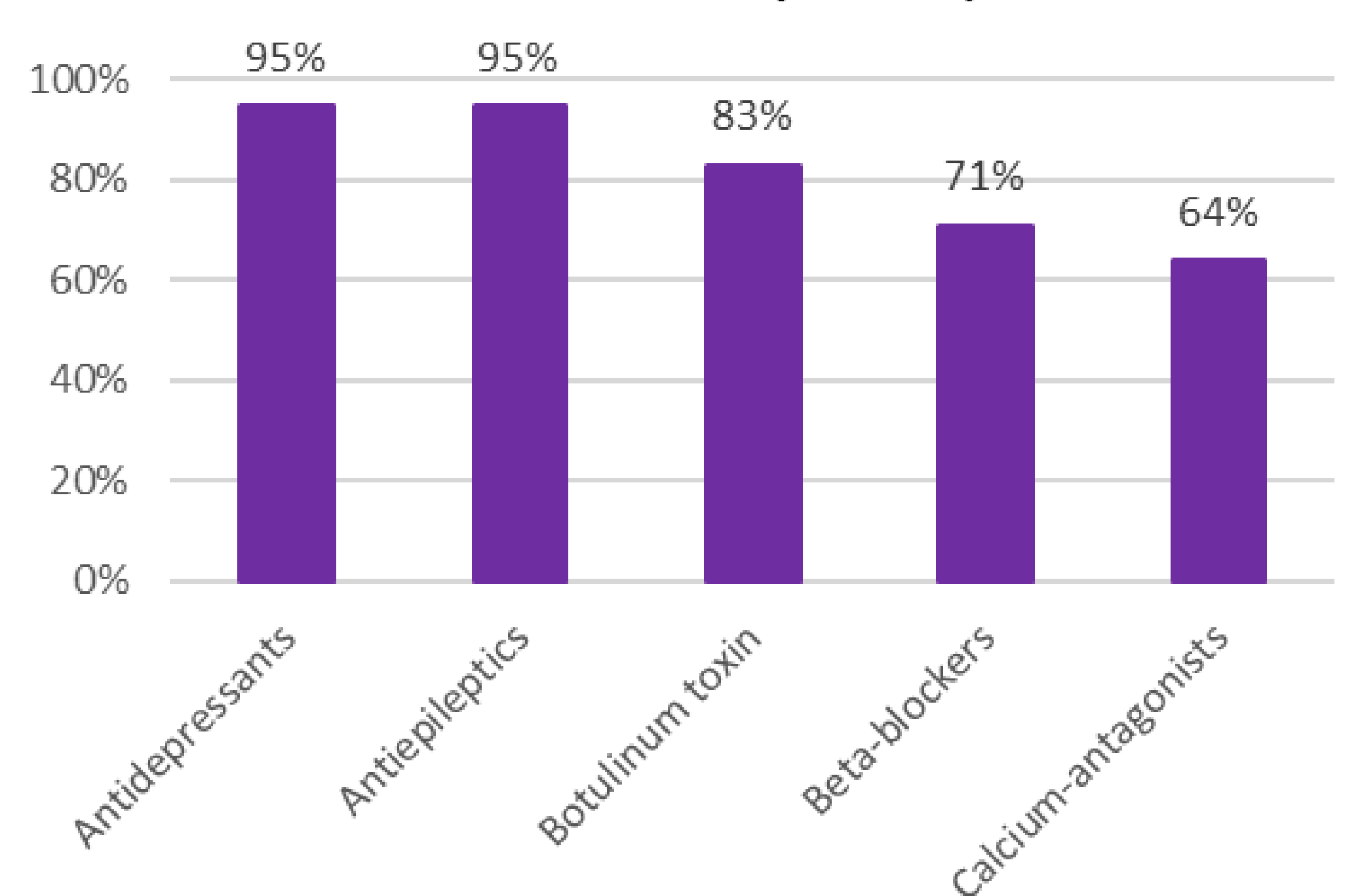
**Table 2:** effectiveness variables post-12 weeks of treatment (n=38)

| Outcome   | Measure                    |
|---|----------------------------|
| Responders, n (%)   | 22 (58%)                   |
| 3rd-Line responders, n (%)  | 11 (29%)                   |
| MDM (days)  |                            |
| Baseline, Me (IQR)  | 23 (13-30)                 |
| Week-12, Me (IQR)   | 10 (3-30)                  |
| Change from baseline in responders, Me (IQR)                            | -10 (-13-(-6))<br>p=0.0001 |
| MDM reduction by prior mAb-antiCGRP failure (days)                      |                            |
| Change from baseline in responders with no-prior mAb-antiCGRP, Me (IQR) | -7 (-10-(-6))              |
| Change from baseline in 3rd-line responders, Me (IQR)                   | -12(-21-(-10))<br>p=0.125  |
| TDM (days)  |                            |
| Baseline, Me (IQR)  | 20 (13-30)                 |
| Week-12, Me (IQR)   | 7 (3-20)<br>p=0.0001       |
| Intensity   |                            |
| Baseline, Me (IQR)  | 9 (8-10)                   |
| Week-12, Me (IQR)   | 8 (6-9)<br>p=0.0043        |
| HIT-6   |                            |
| Baseline, Me (IQR)  | 72 (65-76)                 |
| Week-12, Me (IQR)   | 63 (56-72)<br>p=0.0002     |
| ≥50%MDM reduction, n (%)  | 19 (50%)                   |
| ≥5 HIT-6 reduction, n (%)   | 20 (53%)                   |

### 65% (n=27) experienced AEs



### Previous preventive treatment (%patients) median PPT 6 (IQR: 5-8)



## Conclusion and relevance



- Most patients were women with CM and prior mAb-antiCGRP failure.
- Atogepant led to a significant but modest MDM/TDM reduction, consistent with pivotal trials, though quality-of-life impact remained very severe
- In responders, prior mAb-antiCGRP failure did not appear to worsen atogepant response.
- AEs were frequent but generally mild and manageable.